

CrossMark
click for updatesCite this: *Chem. Sci.*, 2016, 7, 1192

Water opens the door to organolithiums and Grignard reagents: exploring and comparing the reactivity of highly polar organometallic compounds in unconventional reaction media towards the synthesis of tetrahydrofurans^{†‡}

Luciana Cicco,[§] Stefania Sblendorio,[§] Rosmara Mansueto,[§] Filippo M. Perna,[§] Antonio Salomone,[§] Saverio Florio and Vito Capriati^{*}

It has always been a firm conviction of the scientific community that the employment of both anhydrous conditions and water-free reaction media is required for the successful handling of organometallic compounds with highly polarised metal–carbon bonds. Herein, we describe how, under heterogeneous conditions, Grignard and organolithium reagents can smoothly undergo nucleophilic additions to γ -chloroketones, on the way to 2,2-disubstituted tetrahydrofurans, “on water”, competitively with protonolysis, under batch conditions, at room temperature and under air. The reactivity of the above organometallic reagents has also been investigated in conventional anhydrous organic solvents and in bio-based eutectic and low melting mixtures for comparison. The scope and limitations of this kind of reaction are discussed.

Received 11th September 2015

Accepted 2nd November 2015

DOI: 10.1039/c5sc03436a

www.rsc.org/chemicalscience

Introduction

For more than one hundred years since their discovery, the life of organometallic compounds of s-block elements has been crippled by the manacles of segregation in an inert atmosphere, and generations of organic chemists have been trained to handle them under rigorously anhydrous conditions. Isn't there any hope of routinely carrying out reactions of highly polar organometallic reagents in aqueous/protic media?¹

In the last few years, the environmental impact of chemical processes has posed severe and compelling demands for sustainable chemistry, and the development of cost-effective and environmentally benign reaction systems, especially in drug product manufacturing, has become one of the main topics of modern synthetic chemistry.² Green technologies actively look for new solvents to replace conventional harsh organic solvents that present inherent toxicity and high volatility.³ The field of aqueous organic synthesis, in particular, is rapidly growing, engaging and attracting, and excellent papers/

reviews are being continuously written year in, year out.⁴ This is because water is the prototypical green solvent, being abundant, cheap, non-toxic for living organisms, non-flammable, and with unique physical and chemical properties such as, for example, a large heat capacity, thereby allowing exothermic processes to be operated safer and at room temperature (RT). Moreover, reactions of water-insoluble substrates usually lead to the formation of water-insoluble products whose isolation can be easily carried out by conventional filtration (in the case of solids) or by phase separation (in the case of liquids).

Organometallic chemistry has become a cornerstone of modern organic synthesis, and in recent years there has been growing interest towards aqueous organometallic reactions over those taking place in conventional organic solvents.^{1b} However, although water is increasingly being used (both mixed with organic solvents and in bulk) in the chemistry of d- and p-block elements,^{1b,5} its employment in the chemistry of s-block elements (mainly organolithiums and Grignard reagents) is still limited to catalytic or stoichiometric amounts with surprisingly beneficial effects on reaction rate, product yield, and regio- and stereochemistry.^{1b,6}

Interestingly, Barbier–Grignard-type reactions run in water are also taking to the stage today. The first magnesium-mediated Barbier–Grignard allylation of aldehydes in water was reported in 1998 by Li and Zhang.^{7a} Such reactions also succeeded when performing the direct carbonyl alkylation, phenylation, alkylation, and arylation using non-activated halides in the

Dipartimento di Farmacia-Scienze del Farmaco, Università di Bari “Aldo Moro”, Consorzio C.I.N.M.P.I.S., Via E. Orabona 4, I-70125, Bari, Italy. E-mail: vito.capriati@uniba.it

[†] Dedicated to Professor Paul Knochel on the occasion of his 60th birthday.

[‡] Electronic supplementary information (ESI) available: Experimental procedures, spectroscopic data of compounds **2a**, **2c**, **3a–n**, and **4a**, and copies of ¹H and ¹³C NMR spectra of compounds **2a**, **2c**, **3h**, **3i**, and **3m**. See DOI: 10.1039/c5sc03436a
[§] L. C., S. S., R. M., F. M. P. and A. S. contributed equally to this work.

presence of various metals (*e.g.* Zn, CuI) and with the assistance of In(i) salts or transition metals such as Rh.^{7b-f}

The potential impact of unconventional reaction media on the chemistry of *s*-block elements has recently been independently investigated by Hevia, García-Álvarez and co-workers⁸ and by our group⁹ employing the so-called “deep eutectic solvents”, which are fluids generally composed of two or three safe and inexpensive components that can undergo self-association through hydrogen-bond interactions, thereby forming an eutectic mixture with a melting point lower than either of the individual components and with unusual solvent properties.¹⁰ Both nucleophilic additions and substitutions^{8,9a} promoted by Grignard and organolithium reagents proved to be effective in such unconventional solvents, thereby providing the expected adducts in good yields and competitively with protonolysis. Novel organometallic transformations have been also successfully explored and carried out directly in a glycerol-containing bio-based mixture.^{9b} In a recent paper, Madsen and Holm showed that once solutions of highly reactive Grignard reagents (allylmagnesium bromide or benzylmagnesium chloride) and of substrates (acetone or benzaldehyde) were prepared separately in syringes and pressed against one another by means of polyethylene capillary tubes in the presence of water, the rate of carbonyl addition efficiently competed with that of protonation.¹¹ Such an intermolecular competition in flow, however, failed in the case of the less reactive alkyl Grignard reagents. We herein investigate for the first time the potential benefits of using a heterogeneous solvent mixture in the nucleophilic addition of both Grignard and organolithium reagents to carbonyl derivatives “on water”, under air, at room temperature and in batch conditions.

Results and discussion

A. Reactions in anhydrous THF

To tackle this problem, we initiated our study by using 4-chloro-1-phenylbutan-1-one (**1a**) as a model substrate for the preparation of 2,2-disubstituted tetrahydrofuran **3a**¹² *via* intramolecular cyclization of the intermediate chlorohydrin **2a** upon reaction with commercially available MeLi (1.6 M Et₂O solution) or MeMgCl (3.0 M THF solution) in anhydrous THF and under a nitrogen atmosphere for comparison (Table 1). The preparation of this substrate from an enolizable ketone also offers the possibility to gain more information about the less/more pronounced nucleophilic/basic character exhibited by the employed organometallic reagent, under certain experimental conditions, by monitoring the competitive formation of other potentially attainable products.

When a THF (1 mL) solution of **1a** (0.5 mmol) was reacted with MeMgCl (3 equiv.) or MeLi (3 equiv.) at -40°C , and quenched after 10 min reaction time with H₂O, mainly a mixture of unreacted substrate (up to 72% in the reaction with MeMgCl) and chlorohydrin **2a** (up to 60% in the reaction with MeLi) was detected in the crude product (Table 1, entries 1 and 7). The spontaneous intramolecular cyclization of **2a** to **3a** in the presence of the organometallic reagent, however, proved to be slow in THF because a 1 : 1 mixture of **2a** and **3a** was still

Table 1 Addition reaction of MeMgCl and MeLi (RM) to γ -chloro-ketone **1a** in anhydrous THF

Entry	RM (equiv.)	<i>T</i> ($^{\circ}\text{C}$)	Time	1a yield%	2a yield%	3a yield%
1	MeMgCl (3) ^a	-40	10 min	72 ^b	25 ^b	3 ^b
2	MeMgCl (3) ^a	-40^c	12 h	20 ^b	35 ^b	35 ^b
3	MeMgCl (3) ^d	-40	12 h	—	—	60 ^e
4	MeMgCl (6) ^d	-40	12 h	—	—	80 ^e
5	MeMgCl (3) ^d	RT	12 h	—	—	10 ^{b,f}
6	MeMgCl (3) ^{d,g}	-40	12 h	—	—	<5 ^{b,f,h}
7	MeLi (3) ^a	-40	10 min	40 ^b	60 ^b	—
8	MeLi (3) ^a	-40^c	12 h	—	38 ^b	38 ^b
9	MeLi (3) ^d	-40	12 h	—	—	70 ^e
10	MeLi (6) ^d	-40	12 h	—	—	85 ^e
11	MeLi (3) ^d	RT	12 h	—	—	30 ^{e,f}

^a Upon quenching with H₂O. ^b Determined by ¹H NMR analysis of the crude reaction mixture. ^c From -40°C to RT. ^d Upon treatment with 10% aq. NaOH, 3 h. ^e Isolated yield after column chromatography. ^f A mixture of unidentified products also formed. ^g Neat conditions. ^h Same result at -40°C .

present after 12 h stirring at RT (Table 1, entries 2 and 8). Upon further treatment with 10% aq. NaOH (3 h), THF derivative **3a** could finally be isolated in 60 and 70% yields in the reactions with MeMgCl and MeLi, respectively (Table 1, entries 3 and 9). By increasing the amount of the organometallic reagent to up to 6 equiv., the corresponding yields of **3a** were found to increase to up to 85% (Table 1, entries 4 and 10). Conversely, upon running the reaction at RT, the yield of **3a** considerably decreased to 10–30% (Table 1, entries 5 and 11), whereas only a trace of product (<5%) was detected both at RT and at -40°C under neat conditions (Table 1, entry 6).

B. Reactions in deep eutectic solvents and low melting mixtures

The next investigation was to study the effect of different bio-based deep eutectic solvents (DESS) and low melting mixtures (LMMs)¹³ based on carbohydrates/urea (Fig. 1) on the chemoselectivity of the addition reaction of the aforementioned organometallic reagents to γ -chloro-ketone **1a**. The addition of a solution of MeMgCl (3 equiv.) to **1a** (0.5 mmol) in a *D*-fructose-choline chloride (ChCl) (2 : 1) eutectic mixture, at RT and under air, gave 66% conversion to **2a** and 18% conversion to **3a** after just 10 min reaction time (Table 2, entry 1). It should be noted that a higher conversion was detected both in a *D*-fructose-urea LMM (3 : 2) (up to 81% of **2a**) (Table 2, entry 3) and in

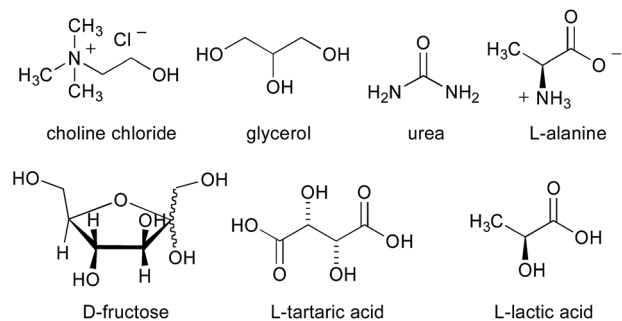


Fig. 1 Components of DES/low melting mixtures used in the present study.

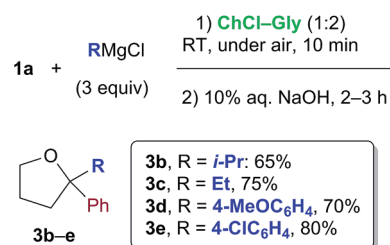
a ChCl–glycerol (Gly) (1 : 2) DES mixture (up to 85% of **2a**) (Table 2, entry 5). On the other hand, if the acidity of the reaction medium increases considerably, as with the employment of L-tartaric acid–ChCl (1 : 2) and L-lactic acid–L-alanine (9 : 1) eutectic mixtures, essentially complete protonation of the Grignard reagent is observed with substantial or quantitative recovery of the unreacted ketone (Table 2, entries 7 and 8).

When performed in the above DES/low melting mixtures using MeLi, such addition reactions proved to be less effective. The remaining mass balance in this reaction is mostly accounted for by the formation of cyclopropyl phenyl ketone **4a** in variable amounts as the main by-product, which probably arises from an intramolecular displacement of the chloride ion by the enolate intermediate (Table 2, entries 2, 4 and 6). These results suggest that in suitable DES media, the basic character of the organolithium reagent is much more pronounced than its nucleophilic character compared with those of the corresponding Grignard reagent, the latter also being able to promote the formation of compounds **2a** and **3a** at a higher conversion rate than in THF.¹⁴

Cognizant of the above achievements, we were pleased to find that the nucleophilic addition of other Grignard reagents (*i*-PrMgCl, EtMgCl, 4-MeOC₆H₄MgBr and 4-ClC₆H₄MgBr) to the above enolizable ketone (**1a**), run in the ChCl–Gly (1 : 2) eutectic mixture, and followed by treatment with NaOH, straightforwardly furnished the expected 2,2-disubstituted tetrahydrofurans **3b–e** in 65–80% yield under air and at RT (Scheme 1). These results are thus in agreement with previous findings by Hevia and García-Álvarez.⁸ It is worth noting, however, that the employment of carbohydrate urea melts (*e.g.* LMM **A**, Table 2) can also be useful for successfully carrying out the above nucleophilic additions (Table 2, entry 3).

C. Reactions on water

Can we replace a bio-based eutectic mixture with water? A preliminary experiment showed that when 1 equiv. of MeMgCl (3.0 M THF solution) or MeLi (1.6 M Et₂O solution) was rapidly spread over a suspension of **1a** (0.5 mmol) in water (1 mL) at RT and under air, a very poor conversion of starting material into chlorohydrin **2a** resulted after 10 min (up to 20% yield, Table 3, entries 1 and 2). By employing 2 equiv. of either MeMgBr or



Scheme 1 Formation of THF derivatives **3b–e** via nucleophilic addition of Grignard reagents to γ -chloroketone **1a** in a ChCl-based eutectic mixture at RT and under air.

Table 2 Addition reaction of MeMgCl and MeLi (RM) to γ -chloroketone **1a** in DES/low melting mixtures

Entry	RM	DES/LMM ^a	1a yield ^b %	2a yield ^b %	3a yield ^b %	4a yield ^b %
1	MeMgCl	DES A	16	66	18	—
2	MeLi	DES A	12	—	28	55
3	MeMgCl	LMM A ^c	19	81	—	—
4	MeLi	LMM A ^c	15	26	26	33
5	MeMgCl	DES B	15	85	—	—
6	MeLi	DES B	10	63	10	12
7	MeMgCl	DES C ^d	70	30	—	—
8	MeMgCl	DES D	100	—	—	—

^a 1 g per 0.5 mmol of **1a**; DES **A**: D-fructose–ChCl (2 : 1, mol mol⁻¹); LMM **A**: D-fructose–urea (3 : 2, w/w); DES **B**: ChCl–Gly (1 : 2, mol mol⁻¹); DES **C**: L-tartaric acid–ChCl (1 : 2, mol mol⁻¹); DES **D**: L-lactic acid–L-alanine (9 : 1, mol mol⁻¹). ^b Determined by ¹H NMR analysis of the crude reaction mixture. ^c Reaction run at 65 °C. ^d Reaction run at 50 °C.

Table 3 Addition reaction of MeMgCl and MeLi (RM) to γ -chloro-ketone **1a** "on water"

$$\mathbf{1a} \xrightarrow[\text{H}_2\text{O, under air, RT}]{\text{MeMgCl or MeLi}} \mathbf{2a} + \mathbf{3a}$$

10 min

Entry	RM (equiv.)	1a yield%	2a yield%	3a yield%
1	MeMgCl (1)	82 ^a	18 ^a	—
2	MeLi (1)	80 ^a	20 ^a	—
3	MeMgCl (2)	71 ^a	29 ^a	—
4	MeLi (2)	50 ^a	50 ^a	—
5	MeMgCl (3)	20 ^a	70 ^a	5 ^a
6	MeMgCl (3) ^b	—	—	72 ^{c,d}
7	MeMgCl (6) ^b	—	—	80 ^{c,d}
8	MeMgCl (3) ^b	—	—	35 ^{c,d,e}
9	MeLi (3)	18 ^a	72 ^a	5 ^a
10	MeLi (3) ^b	—	—	75 ^{c,d}
11	MeLi (6) ^b	—	—	82 ^{c,d}
12	MeLi (3) ^b	—	—	45 ^{c,d,f}

^a Determined by ¹H NMR analysis of the crude reaction mixture. ^b Upon treatment with 10% aq. NaOH, 3 h. ^c Isolated yield after column chromatography. ^d Ketone **4a** could also be isolated in 15–20% yield. ^e After removing most of the THF under vacuum from a commercial solution of MeMgCl. ^f Water: 3 mL.

MeLi, chlorohydrin **2a** was detected in up to 50% yield in the crude reaction mixture (Table 3, entries 3 and 4). Pleasingly, upon switching to 3 equiv., γ -chloro-ketone **1a** underwent nucleophilic addition by MeMgBr and MeLi affording chlorohydrin **2a** in 70 and 72% yields, respectively (Table 3, entries 5 and 9). It should be noted that the corresponding percentage conversions in anhydrous THF at -40°C after 10 min were only 25% (MeMgCl) and 60% (MeLi) (compare with Table 1, entries 1 and 7). Treatment of the crude reaction mixtures with 10% aq. NaOH finally led to the direct isolation of THF derivative **3a** in up to 75% yield (Table 3, entries 6 and 10). This latter value could be further improved to up to 82% by using 6 equiv. of the above organometallic reagents (Table 3, entries 7 and 11). The employment of a larger volume of water (3 mL), however, produced a considerable decrease in the yield of **3a** from 75% to 45% further to the addition of MeLi (3 equiv.) (Table 3, entry 12).

With satisfactory conditions found for MeLi and MeMgBr, we sought to capitalize on this by exploring the scope of the reaction with a variety of substrates and organometallic reagents. Assorted aliphatic and aromatic Grignard and organolithium reagents such as *i*-PrMgCl/*i*-PrLi, EtMgCl/EtLi, *n*-BuLi, allylMgCl, *p*-anisylMgBr and *p*-chlorophenylMgBr all proved to be effective in the nucleophilic addition to a suspension of **1a** in water, at RT and under air, straightforwardly providing the expected THF derivatives **3b–g** in satisfactory yields (3 equiv.: 50–75%; 6 equiv.: 58–85%) upon final treatment with 10% aq. NaOH (Table 4).

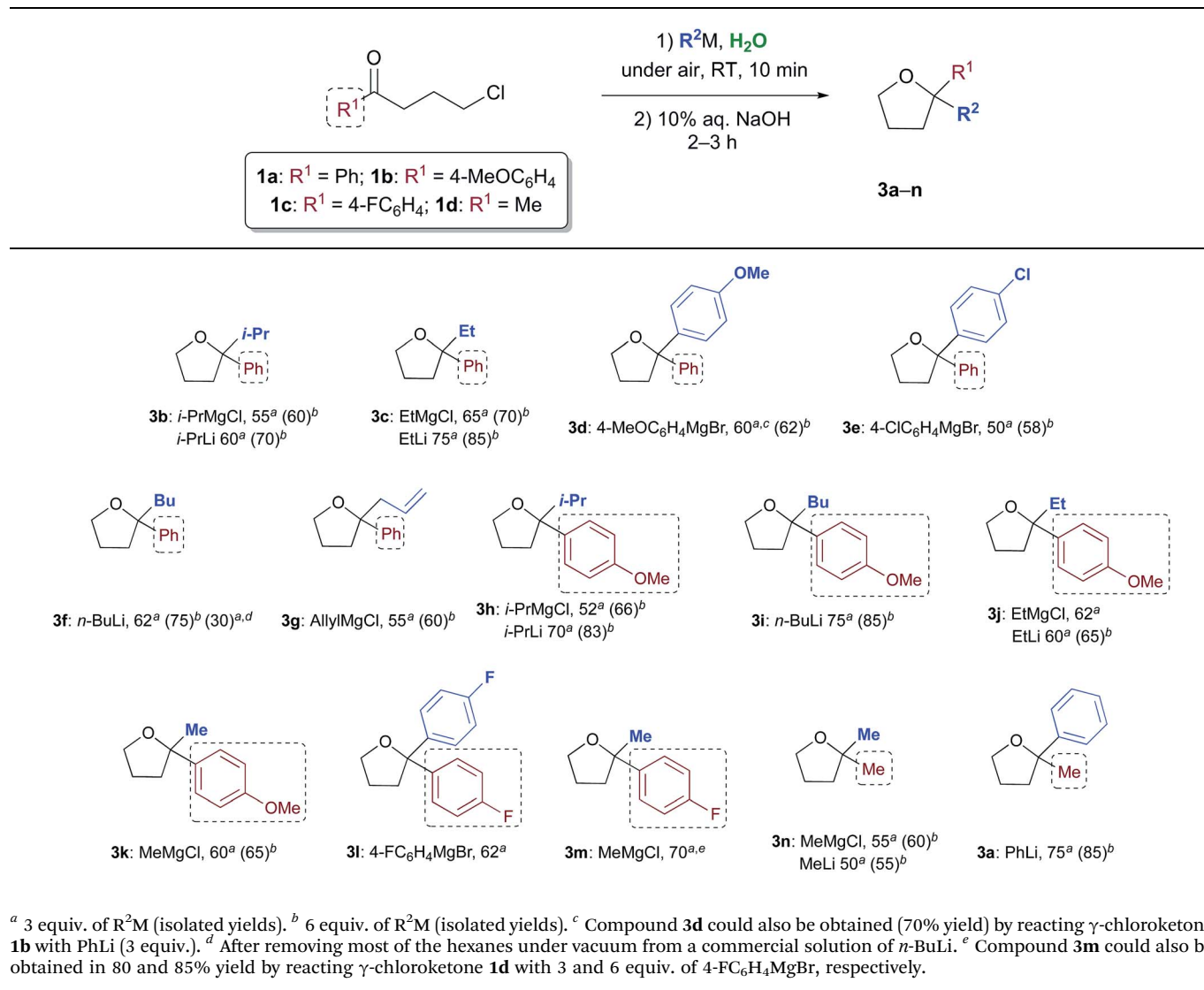
Similarly, when an aryl-substituted ketone with an electron-donating group (**1b**) was used as a substrate, adducts **3h–k** were isolated in 52–75% yield with 3 equiv. and in up to 85% yield

employing 6 equiv. of RMgCl/RLi (Table 4). The presence of a fluorine atom on the aromatic ring (**1c**) was well tolerated in the addition reactions with both fluorinated and aliphatic Grignard reagents (3 equiv.), thereby affording products **3l** and **3m** in 62 and 70% yields, respectively (Table 4). Finally, it was interesting to observe that both aliphatic and aromatic Grignard and organolithium reagents again worked well in the addition reaction to a suspension of the aliphatic γ -chloro-ketone **1d** in water, thus leading to the corresponding adducts **3a** and **3n** in 50–75% (3 equiv.) or 55–85% yields (6 equiv.). It should be noted that compounds **3d** and **3m** could also be obtained in 60–85% yield by reacting γ -chloro-ketones **1b** and **1d** with PhLi (3 equiv.) and 4-FC₆H₄MgBr (3 or 6 equiv.), respectively.

In a landmark paper published in 2005, Sharpless and co-workers introduced the concept of "on water" reactions when insoluble organic reactants were able to generate high yields of products with substantial rate acceleration once stirred vigorously in pure water for short periods of time.¹⁵ An interesting and important aspect of this work, often overlooked in the literature, is that a significant solvent isotope effect was also noticed by the authors: the reaction rate decreased when D₂O was used in place of water. These reactions are thought to occur at the interface between the immiscible phases. The molecular origin of such a rate acceleration, however, has been a matter of dispute. Recently, Huck and co-workers succeeded in quantifying the "on water" effect by using a biphasic (water/toluene) fluidic approach,¹⁶ which supported a mechanism involving a possible stabilization of both reactants and transition state by *trans*-phase H-bonding according to the model proposed by Jung and Marcus.¹⁷ On the other hand, some of the well-studied "in water" effects operating in organic reactions for clear solutions of soluble organic reactants are (a) the Breslow hydrophobic effect,¹⁸ (b) hydrogen-bonding effects on reactants and transition states, and (c) water polarity effects.¹⁹

The reactions described in the present paper deal with the quick addition of an ethereal/hydrocarbon solution of the organometallic reagent miscible in varying proportions [from completely miscible (*e.g.* THF) to completely immiscible (*e.g.* hexane)] in the water medium to a suspension of the sparingly soluble γ -chloro-ketone (*ca.* 10^{-3} mol L⁻¹)²⁰ at RT, under air, and under vigorous stirring. Thus, they are unique *per se* in the scenario of organic transformations in aqueous media investigated so far because the observed chemoselective s-block-metal-mediated nucleophilic additions to the carbonyl derivatives are at the same time in competition with protonolysis processes. Some remarks are in order. By comparing the results of Tables 1 and 3, it transpires that, upon switching from THF to water, comparable yields in **2a** and **3a** can be obtained in shorter reaction times. For example, in the addition reaction of MeMgCl (3 equiv.) to **1a** in dry THF, the amount of starting ketone can be reduced to 20% only after 12 h stirring at RT (overall yield in **2a** and **3a**: 70%) (Table 1, entry 2). Conversely, the same reaction performed "on water" needs only 10 min stirring at RT to produce a similar result and to afford **2a** and **3a** in an overall yield of 75% (Table 3, entry 5).

Table 4 Addition reaction of organometallic reagents to γ -chloroketones **1a–d** "on water", under air and at RT, to afford 2,2-disubstituted tetrahydrofuran derivatives **3a–n**

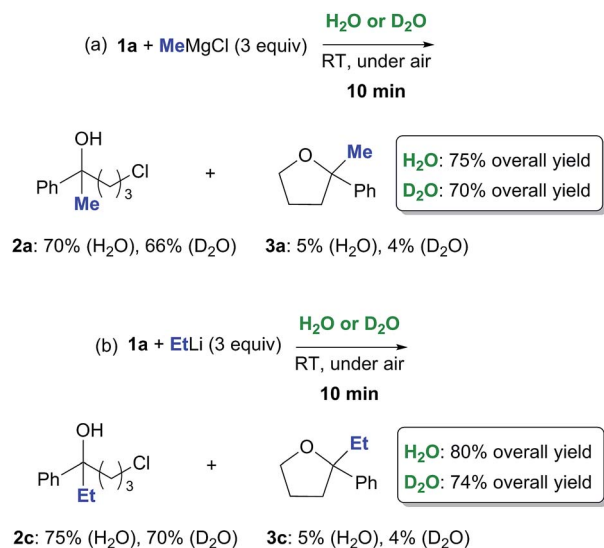


We also investigated the influence of the ethereal/hydrocarbon solution of the organometallic reagent on the final yield. After removing most of the THF or hexanes under vacuum from a commercial solution containing 3 equiv. of MeMgCl or $n\text{-BuLi}$ and transferring each of the resulting, very reactive, concentrated solutions to a flask containing **1a**, the expected THF derivatives **3a** and **3f** again formed after treatment with 10% NaOH, albeit in diminished yields (**3a**: 35%; **3f**: 30%) (Table 3, entry 8 and Table 4). Therefore, solvation and dilution of the organometallic reagent is important for better yields.

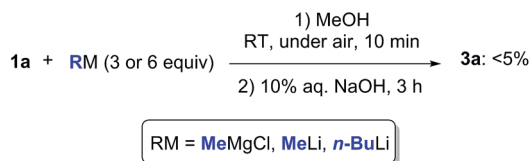
Does the reaction take place within the organic solvent or at the interface with water? As was pointed out earlier, while organolithium compounds are generally prepared and sold in hydrocarbon solvents which are immiscible with water, most of the Grignard reagents employed in the present study are in a THF solution, which is totally miscible with water. Thus, at least for the latter case, nucleophilic addition should occur at

the oil–water phase boundary, with the starting ketone being the only insoluble organic component in the aqueous medium.

May the *trans*-phase H-bonding be playing a role in this context? Two sets of reactions were run in parallel on **1a** (0.5 mmol) with MeMgCl (3 equiv., 3.0 M in THF) and EtLi (3 equiv., 0.5 M in benzene/cyclohexane) employing either H_2O (1 mL) or D_2O (1 mL) as the aqueous phase (Scheme 2). After 10 min reaction time, each reaction was worked up. The ^1H NMR analysis of the crude reaction mixtures revealed the presence of chlorohydrins **2a** and **2c** (66–75% yield) and very small amounts (up to 5% yield) of the corresponding THF derivatives **3a** and **3c** as the only products, with the rest being identified as the starting ketone.²¹ Interestingly, a small deuterium kinetic isotope effect (KIE) was observed. Both the reactions run on D_2O proved, indeed, to be slightly slowed down, the overall yields in the final adducts **2a/3a** and **2c/3c** decreasing to up to about 8% (Scheme 2).



Scheme 2 Nucleophilic addition of MeMgCl (a) and EtLi (b) to γ -chloroketone $1\mathbf{a}$ on H₂O or on D₂O at RT and under air.



Scheme 3 Nucleophilic addition of MeMgCl, MeLi or *n*-BuLi to γ -chloroketone $1\mathbf{a}$ in MeOH at RT and under air.

In contrast to the classic KIE, these kinds of isotope effects, which are not related to the breaking of any chemical bond of water, have been neither fully understood nor closely investigated at aqueous interfaces. A possible explanation focusing on physical factors was brought forward by Marcus and Jung: the higher viscosity of D₂O may affect the droplet size of the reactants, and thus reaction times.¹⁷

Pool, Nagata and coworkers, using combined theoretical and experimental approaches, recently demonstrated that the molecular organization and superstructure of water was modified when replacing water (H₂O) by heavy water (D₂O).²² It was shown, in particular, that the bond orientation of water at the water–vapour interface (which may also serve as a useful model system for extended hydrophobic interfaces) depends markedly on the water isotope composition with the O–H bonds tending to orient up into the vapour phase and the O–D bonds preferably pointing down into the bulk water, thereby leading to stronger hydrogen bonds. This interesting finding could provide an alternative explanation for the usually observed decrease of reaction rate in on D₂O chemistry: if the number of dangling OD groups in D₂O (free, not D-bonded) available at the interface reduces considerably, the efficiency of the hydrogen-bond catalysis may be affected as well. By comparing organic reactions on H₂O and on D₂O, Butler and Coyne have recently shown that “on water” catalysis can indeed range from weak to

strong *trans*-phase H-bonding for reactants according to their basicity, a fact that is consistent with a chameleon-type behavior of water at hydrophobic surfaces.²³

Can we replace water with another protic medium? We turned our attention to MeOH in which ketone $1\mathbf{a}$ proved to be completely soluble. When trying to perform the addition reaction to a solution of $1\mathbf{a}$ (0.5 mmol) in MeOH (1 mL) with MeMgCl (3 or 6 equiv., 2.0 M in THF), MeLi (3 or 6 equiv., 3% in Et₂O), or *n*-BuLi (3 or 6 equiv., 2.5 M in hexanes), at RT and under air, a higher degree of protonation was observed, and the expected adduct $3\mathbf{a}$ could only be detected in traces in the crude reaction mixture (Scheme 3). Thus, the solubility of the reactant is important and may play a role in promoting such nucleophilic additions. The ability of MeOH to engage in hydrogen bonding is also more limited as compared to water.²⁴

Conclusions

Returning to the main issue mentioned at the onset of this research paper, what we have learnt from the present study is : (i) that commercial ethereal/hydrocarbon solutions of organolithium and Grignard reagents (range concentration 0.5–3.0 M), preferably employed in slight excess (at least 3 equiv.) to the amount required to react with the substrate, successfully promote nucleophilic additions once added to a suspension of the enolizable γ -chloroketone in water (0.5 mmol per 1 mL of water). (ii) Both alkylation and arylation of various alkyl and aryl γ -chloroketones take place in satisfactory yields (3 equiv.: up to 75%; 6 equiv.: up to 85% yield) and can be performed under batch conditions, at RT and under air, and competitively with protonolysis. (iii) Critical to the achievement of this advance was the use of heterogeneous conditions (ketones sparingly soluble in water), which are typical of “on water” chemistry. (iv) The solvent isotope effect and the fact that water could not be replaced by alcohols suggest that strong intermolecular hydrogen bonds (and thus the creation of supra-molecular clusters in solution) jointly with *trans*-phase H-bonding with the substrate may be playing a key role (a) in shielding the organometallic reagent from competitive protonolysis processes, and (b) in activating the carbonyl derivative towards nucleophilic addition.²⁵ (v) Both ChCl-based DESs and low melting mixtures consisting of carbohydrate and urea were found to be similarly effective as alternative reaction media for s-block-metal-mediated nucleophilic carbonyl additions with the difference that the basicity of organolithium reagents proved to be more pronounced compared to that exhibited by Grignard reagents.

Major breakthroughs can be expected in the near future by investigating the structure–reactivity relationships of highly polar organometallic compounds²⁶ and by an in-depth understanding of their reaction mechanisms in such unconventional reaction media. It is our hope that these preliminary results will set the stage to encourage the scientific community to deepen the investigations into this amazing but still poorly understood field, so as to unveil novel aspects of reactivity, which will be both intellectually rewarding and of practical significance.

Acknowledgements

This work was financially supported by the Interuniversities Consortium C.I.N.M.P.I.S. within the framework of Project PON01_00862 (MIUR) “Una Piattaforma Tecnologica Integrata per lo Sviluppo di Nuovi Farmaci per Malattie Rare”. We are also indebted to Professor Dieter Seebach for valuable discussions and comments on the manuscript and we are grateful to both reviewers for their insightful criticisms that significantly improved the quality of our work.

Notes and references

- 1 For an introduction to the problem, see: (a) V. Capriati, F. M. Perna and A. Salomone, *Dalton Trans.*, 2014, **43**, 14204; (b) For a recent review on the reactivity of polar organometallic compounds in unconventional reaction media, see: J. García-Álvarez, E. Hevia and V. Capriati, *Eur. J. Org. Chem.*, 2015, 6779–6799.
- 2 (a) *Green Chemistry: Designing Chemistry for the Environment*, ACS Symp. Ser., ed. P. T. Anastas and T. C. Williamson, 1996, vol. 626, ch. 1, p. 1; (b) *Green Chemistry: Theory and Practice*, ed. P. T. Anastas and J. Warner, Oxford University Press, New York, 1998; (c) *Green Chemistry: Frontiers in Benign Chemical Syntheses and Processes*, ed. P. T. Anastas and T. C. Williamson, Oxford University Press, New York, 1999; (d) P. T. Anastas and J. B. Zimmermann, *Environ. Sci. Technol.*, 2003, **37**, 95; (e) R. Peoples, in *Green Techniques for Organic Synthesis and Medicinal Chemistry*, ed. W. Zhang and B. W. Cue Jr, Wiley-VCH, Weinheim, Germany, 2012.
- 3 (a) M. Poliakkoff, J. M. Fitzpatrick, T. R. Farren and P. T. Anastas, *Science*, 2002, **297**, 807; (b) D. S. Adams, P. J. Dyson and S. J. Tavener, in *Chemistry in Alternative Reaction Media*, John Wiley & Sons, Ltd, Chichester, UK, 2004; (c) F. M. Kerton, in *Alternative Solvents for Green Chemistry*, RSC Publishing, Cambridge, 2009; (d) P. J. Dunn, A. S. Wells and M. T. Williams, in *Future Trends for Green Chemistry in the Pharmaceutical Industry in Green Chemistry in the Pharmaceutical Industry*, ed. P. J. Dunn, A. S. Wells and M. T. Williams, Wiley-VCH, Weinheim, Germany, 2010, p. 333; (e) P. G. Jessop, *Green Chem.*, 2011, **13**, 1391; (f) K. Shanab, C. Neudorfer, E. Shirmer and H. Spreitzer, *Curr. Org. Chem.*, 2013, **17**, 1179; (g) B. H. Lipshutz and S. Ghorai, *Green Chem.*, 2014, **16**, 3660; (h) C. P. Ashcroft, P. J. Dunn, J. D. Hayler and A. S. Wells, *Org. Process Res. Dev.*, 2015, **19**, 740.
- 4 (a) U. M. Lindström, *Chem. Rev.*, 2002, **102**, 2751; (b) C.-J. Li, *Chem. Rev.*, 2005, **105**, 3095; (c) U. M. Lindström, in *Organic Reactions in Water: Principles, Strategies and Applications*, Blackwell Publishing, Oxford, UK, 1st edn, 2007; (d) K. H. Shaughnessy, *Chem. Rev.*, 2009, **109**, 643; (e) C.-J. Li, in *Handbook of Green Chemistry, Reactions in Water*, ed. P. T. Anastas and C.-J. Li, Wiley-VCH, Weinheim, Germany, 2010, vol. 5; (f) S. Mellouli, L. Bousekkine, A. B. Theberge and W. T. S. Huck, *Angew. Chem., Int. Ed.*, 2012, **51**, 7981; (g) T. Sela and A. Vigalok, *Org. Lett.*, 2014, **16**, 1964.
- 5 For Reformatsky-type reactions run in water, see: (a) C.-J. Li, *Chem. Rev.*, 1993, **93**, 2023; (b) C.-J. Li, *Tetrahedron*, 1996, **52**, 5643; (c) Ref. 4b; for Barbier-type reactions in water mediated by indium, see: (d) C.-J. Li and T. H. Chan, *Tetrahedron Lett.*, 1991, **32**, 7017; (e) Z. L. Sheng, S. Y. Wang, Y. K. Chok, Y. H. Xu and T. P. Loh, *Chem. Rev.*, 2013, **113**, 271.
- 6 For a feature article, see: S. Ribe and P. Wipf, *Chem. Commun.*, 2001, 299.
- 7 (a) C.-J. Li and W.-C. Zhang, *J. Am. Chem. Soc.*, 1998, **120**, 9102; (b) C. Wei and C.-J. Li, *Green Chem.*, 2002, **4**, 39; (c) C.-J. Li and Y. Meng, *J. Am. Chem. Soc.*, 2000, **122**, 9538; (d) T. Huang, Y. Meng, S. Venkatraman, D. Wang and C.-J. Li, *J. Am. Chem. Soc.*, 2001, **123**, 7451; (e) C. C. K. Keh, C. Wei and C.-J. Li, *J. Am. Chem. Soc.*, 2003, **125**, 4062; (f) F. Zhou and C.-J. Li, *Nat. Commun.*, 2014, **5**, 4254.
- 8 C. Vidal, J. García-Álvarez, A. Hernán-Gómez, A. R. Kennedy and E. Hevia, *Angew. Chem., Int. Ed.*, 2014, **53**, 5969.
- 9 (a) V. Mallardo, R. Rizzi, F. C. Sassone, R. Mansueto, F. M. Perna, A. Salomone and V. Capriati, *Chem. Commun.*, 2014, **50**, 8655; (b) F. C. Sassone, F. M. Perna, A. Salomone, S. Florio and V. Capriati, *Chem. Commun.*, 2015, **51**, 9459.
- 10 For recent reviews and articles on DESs, see: (a) C. Ruß and B. König, *Green Chem.*, 2012, **14**, 2969; (b) Q. Zhang, K. de Oliveira Vigier, S. Royer and F. Jérôme, *Chem. Soc. Rev.*, 2012, **41**, 7108; (c) Y. Gu and F. Jérôme, *Chem. Soc. Rev.*, 2013, **42**, 9550; (d) M. Francisco, A. van den Bruinhorst and M. C. Kroon, *Angew. Chem., Int. Ed.*, 2013, **52**, 3074; (e) E. L. Smith, A. P. Abbott and K. S. Ryder, *Chem. Rev.*, 2014, **114**, 11060; (f) J. García-Álvarez, Deep Eutectic Solvents and Their Applications as New Green and Biorenewable Reaction Media, in *Handbook of Solvents Use, Health, and Environment*, ed. G. Wypych, ChemTec Publishing, Toronto, 2nd edn, 2014, vol. 2; (g) A. Paiva, R. Craveiro, I. Aroso, M. Martins, R. L. Reis and A. R. C. Duarte, *ACS Sustainable Chem. Eng.*, 2014, **2**, 1063; (h) P. Liu, J.-W. Hao, L.-P. Mo and Z.-H. Zhang, *RSC Adv.*, 2015, **5**, 48675; (i) For novel hydrophobic DESs, see: D. J. P. van Osch, L. F. Zubeir, A. van der Bruinhorst, M. A. A. Rocha and M. C. Kroon, *Green Chem.*, 2015, **17**, 4518. (j) For stereoselective organocatalysed reactions in DESs, see: E. Massolo, S. Palmieri, M. Benaglia, V. Capriati and F. M. Perna, *Green Chem.*, 2015, DOI: 10.1039/c5gc01855b.
- 11 G. Osztrovsky, T. Holm and R. Madsen, *Org. Biomol. Chem.*, 2010, **8**, 3402.
- 12 The tetrahydrofuran motif was recently proven to undergo strategic ring elaboration *via* direct α -lithiation (R. Mansueto, V. Mallardo, F. M. Perna, A. Salomone and V. Capriati, *Chem. Commun.*, 2013, **49**, 10160), *ortho*-lithiation (ref. 9a), and *lateral*-lithiation (ref. 9b) reactions.
- 13 These “sweet” low melting mixtures based on simple carbohydrates, urea and its derivatives, and optionally inorganic salts, have recently been introduced by König and co-workers as new alternative eco-friendly solvents for organic transformations; see: (a) G. Imperato, E. Eibler, J. Niedermeier and B. König, *Chem. Commun.*, 2005, 1170; (b) G. Imperato, S. Hoger, D. Lenoir and B. König, *Green Chem.*, 2006, **8**, 1051; (c) G. Imperato, R. Vasold and

- B. König, *Adv. Synth. Catal.*, 2006, **348**, 2243; (d) F. Ilgen and B. König, *Green Chem.*, 2009, **11**, 848; (e) Ref. 10a.
- 14 For a recent interesting paper discussing the competition between basicity and nucleophilicity of some standard organolithium reagents using DFT, see: J. Marchois, C. Fressigné, B. Lecachey and J. Maddaluno, *Chem. Commun.*, 2015, **51**, 9801.
- 15 (a) S. Narayan, J. Muldoon, M. G. Finn, V. V. Fokin, H. C. Kolb and K. B. Sharpless, *Angew. Chem., Int. Ed.*, 2005, **44**, 3275; (b) For a recent review on organic synthesis “on water”, see: A. Chanda and V. V. Fokin, *Chem. Rev.*, 2009, **109**, 725.
- 16 S. Mellouli, L. Bousekkine, A. B. Theberge and W. T. S. Huck, *Angew. Chem., Int. Ed.*, 2012, **51**, 7981.
- 17 Y. S. Jung and R. A. Marcus, *J. Am. Chem. Soc.*, 2007, **129**, 5492.
- 18 R. Breslow, *Acc. Chem. Res.*, 1991, **24**, 159.
- 19 For a recent review summarizing “in-water” and “on-water” effects in organic synthesis, see: R. N. Butler and A. G. Coyne, *Chem. Rev.*, 2010, **110**, 6302.
- 20 Predicted using: *Advanced Chemistry Developments (ACD Labs) Software V. 9.04 for Solaris (©1994–2010ACD)*, <http://www.scifinder.cas.org>.
- 21 Chlorohydrin **2c** was isolated and spectroscopically characterized; see ESI†
- 22 R. E. Pool, Y. Nagata, E. H. G. Backus and M. Bonn, *Phys. Rev. Lett.*, 2012, **109**, 226101.
- 23 R. N. Butler and A. G. Coyne, *J. Org. Chem.*, 2015, **80**, 1809.
- 24 It is worth noting that although ketone **1a** proved to be poorly miscible with DES **A** and totally miscible with LMM **A**, nucleophilic addition reactions successfully took place with Grignard and organolithium reagents in both the above reaction media although with some differences in reactivity (*vide infra*). DESs, similarly to water, are known to be engaged in a dense network of hydrogen bonds (ref. 10). Strong intermolecular interactions are also thought to be responsible of the high viscosity exhibited by LMMs (ref. 13).
- 25 The protonolysis of organolithium compounds by water or other proton donors is often assumed to be a very simple process affording quantitatively the corresponding organic acid and LiOH. However, it may not be as simple as is commonly believed ((a) B. J. Wakefield, *Organolithium Methods*, Academic Press, London, 1988). The rate of “protonation” of Et₂O solution of PhLi and PhCH₂Li and their O-deuterated analogues by water or alcohols, for instance, shows small isotope effects (1.0–1.5), which implies that the *rate-determining step* is the displacement of Et₂O from the organolithium compound by the oxygen of the “acid” (see: (b) Y. Pocker and J. H. Exner, *J. Am. Chem. Soc.*, 1968, **90**, 6764). Interestingly, in the case of lithium enolates, it was also reported that the “intra-supramolecular” proton transfer from *i*-Pr₂NH to the enolate successfully competes with the intermolecular attack of the electrophile; see: (c) T. Laube, J. D. Dunitz and D. Seebach, *Helv. Chim. Acta*, 1985, **68**, 1373. For an enlightening review, see: (d) D. Seebach, *Angew. Chem., Int. Ed.*, 1988, **27**, 1624.
- 26 (a) V. Capriati and S. Florio, *Chem.–Eur. J.*, 2010, **16**, 4152; (b) H. J. Reich, *Chem. Rev.*, 2013, **113**, 7130; (c) E. Carl and D. Stalke, in *Lithium Compounds in Organic Synthesis – From Fundamentals to Applications*, ed. R. Luisi and V. Capriati, Wiley-VCH, 2014, ch. 1, p. 3; (d) T. L. Rathman and J. A. Schwinderman, *Org. Process Res. Dev.*, 2014, **18**, 1192; (e) V. Capriati, in *Modern Lithium Carbenoid Chemistry, Contemporary Carbene Chemistry*, ed. R. A. Moss and M. P. Doyle, Wiley, New York, 2014, ch. 11, p. 327; (f) A. Salomone, F. M. Perna, A. Falcicchio, S. O. Nilsson Lill, A. Moliterni, R. Michel, S. Florio, D. Stalke and V. Capriati, *Chem. Sci.*, 2014, **5**, 528.