

Search for CP violation using $t\bar{t}$ events in the lepton+jets channel in pp collisions at $\sqrt{s} = 13$ TeV



The CMS collaboration

E-mail: cms-publication-committee-chair@cern.ch

ABSTRACT: Results are presented on a search for CP violation in the production and decay of top quark-antiquark pairs in the lepton+jets channel. The search is based on data from proton-proton collisions at $\sqrt{s} = 13$ TeV, collected with the CMS detector, corresponding to an integrated luminosity of 138 fb^{-1} . Possible CP violation effects are evaluated by measuring asymmetries in observables constructed from linearly independent four-momentum vectors of the final-state particles. The dimensionless chromoelectric dipole moment of the top quark obtained from the observed asymmetries is measured to be 0.04 ± 0.10 (stat) ± 0.07 (syst), and the asymmetries exhibit no evidence for CP-violating effects, consistent with expectations from the standard model.

KEYWORDS: CP Violation, Hadron-Hadron Scattering, Top Physics

ARXIV EPRINT: [2205.02314](https://arxiv.org/abs/2205.02314)

Contents

1	Introduction	1
2	The CMS detector	3
3	Data and simulated samples	3
4	Physical objects and event selection	4
5	Fitting procedure and extraction of asymmetries	9
5.1	Fitting procedure	9
5.2	Experimental sensitivity	10
6	Systematic uncertainties	12
6.1	Detector and reconstruction effects	13
6.2	Other experimental and theoretical systematic uncertainties	14
6.2.1	Other experimental systematic uncertainties	14
6.2.2	Theoretical systematic uncertainties	16
7	Results	17
7.1	Asymmetry measurements	17
7.2	Constraint on the dimensionless CEDM	17
8	Summary	20
	The CMS collaboration	26

1 Introduction

The standard model (SM) of particle physics predicts the violation of the combined charge conjugation and parity (CP) symmetry that originates from a complex phase in the Cabibbo–Kobayashi–Maskawa matrix [1, 2]. Measurements of CP violation (CPV) in the strange (s), bottom (b), and charm (c) quark sectors conducted over the past few decades [3–5] have been found to be consistent with the SM expectations. However, the level of CPV in the SM is insufficient to accommodate the observed matter-antimatter asymmetry in the universe [6], motivating searches for sources of CPV beyond the SM (BSM). In contrast to the s, c, and b quark sectors, CPV in the top (t) quark sector is relatively unexplored. In the SM, the CPV effects in top quark pair ($t\bar{t}$) decays are expected to be small due to the large mass of the top quark in comparison with the other quarks, leading to the Glashow–Iliopoulos–Maiani cancellation [7]. Thus, any observed

CP-violating asymmetry would indicate the presence of BSM phenomena [8]. For example, a nonzero chromoelectric dipole moment (CEDM) of the top quark [9–12] can generate sizable CPV in the production of $t\bar{t}$. Previous studies performed by CMS in data from pp collisions at $\sqrt{s} = 8 \text{ TeV}$ [13] found the CP-violating asymmetries (A_{CP}) in the $t\bar{t}$ lepton+jets channel to be consistent with the SM prediction.

This paper presents the results of new searches by the CMS Collaboration for CP-violating asymmetries in $t\bar{t}$ events using the lepton+jets channel from pp collisions produced at the LHC. A possible source of CPV at the top quark production and decay vertices arises from BSM interactions through the CEDM of the top quark. In a model with contributions from a CEDM [10], the magnetic and electric couplings between top quarks and gluons (g) are conventionally written as

$$\mathcal{L} = \frac{g_s}{2} \bar{t} T^a \sigma^{\mu\nu} (a_t^g + i\gamma_5 d_t^g) t G_{\mu\nu}^a, \tag{1.1}$$

where g_s and $G_{\mu\nu}^a$ are the strong coupling constant and the gluon field strength tensor, respectively; t and \bar{t} are the wavefunctions of the top quark and antiquark; T^a are SU(3) generators; $\sigma^{\mu\nu}$ is defined by the operator $\frac{i}{2}[\gamma^\mu, \gamma^\nu]$; a_t^g refers to the parameter of the chromomagnetic dipole moment; and d_t^g is the CP-odd CEDM. From ref. [10], d_t^g can be converted into a dimensionless CEDM parameter d_{tG} as

$$d_t^g = \frac{\sqrt{2}v}{\Lambda^2} \text{Im}(d_{tG}), \tag{1.2}$$

where Λ is a high-mass scale of the BSM phenomena and v is the vacuum expectation value for the Higgs boson field ($v \approx 246 \text{ GeV}$). Higher d_{tG} values are expected to yield larger A_{CP} contributions.

In the lepton+jets channel, one of the top quarks is presumed to decay into a bottom quark and a W boson that subsequently decays into quark pairs ($q\bar{q}$). The other top quark is required to decay into a bottom quark and a W boson that decays leptonically into an electron or muon and its associated neutrino. We will refer to this as the leptonically decaying top quark. The analysis exploits four T-odd observables, where T is the time-reversal operator, as proposed in ref. [10]. The CP observables are chosen to come from reconstructable final-state objects that can be well measured. For example, some observables have been discarded because they need the momentum of the leptonically decaying top quark, which is not experimentally measured. The CP observables take the form $\vec{v}_1 \cdot (\vec{v}_2 \times \vec{v}_3)$, where \vec{v}_i are spin or momentum vectors and $i = 1-3$ [9–11]. These triple-product observables are odd under CP transformation if CPT is conserved. The four CP observables measured in this analysis are defined as

$$\begin{aligned} O_3 &= Q_\ell \epsilon(p_b, p_{\bar{b}}, p_\ell, p_{j_1}) \propto Q_\ell \vec{p}_b^* \cdot (\vec{p}_\ell^* \times \vec{p}_{j_1}^*), \\ O_6 &= Q_\ell \epsilon(P, p_b - p_{\bar{b}}, p_\ell, p_{j_1}) \propto Q_\ell (\vec{p}_b - \vec{p}_{\bar{b}}) \cdot (\vec{p}_\ell \times \vec{p}_{j_1}), \\ O_{12} &= q \cdot (p_b - p_{\bar{b}}) \epsilon(P, q, p_b, p_{\bar{b}}) \propto (\vec{p}_b - \vec{p}_{\bar{b}})_z \cdot (\vec{p}_b \times \vec{p}_{\bar{b}})_z, \\ O_{14} &= \epsilon(P, p_b + p_{\bar{b}}, p_\ell, p_{j_1}) \propto (\vec{p}_b + \vec{p}_{\bar{b}}) \cdot (\vec{p}_\ell \times \vec{p}_{j_1}). \end{aligned} \tag{1.3}$$

The symbol \propto indicates that the CP observable is proportional to the triple product; the asterisk symbol represents the quantity measured in the center-of-mass frame of the $b\bar{b}$ pair, where \bar{b} indicates the b antiquark; $\epsilon(a, b, c, d) \equiv \epsilon_{\mu\nu\alpha\beta} a^\mu b^\nu c^\alpha d^\beta$, where $\epsilon_{\mu\nu\alpha\beta}$ is the Levi-Civita tensor; P and q are the sum and difference of the four-momenta of the protons in the pp collision, respectively; p_b and $p_{\bar{b}}$ refer to the two b jet momenta, where the b jet definition will be given below; p_ℓ is the momentum of the lepton (ℓ) that originates from the W boson decay; p_{j_1} refers to the momentum of the highest transverse momentum (p_T) jet from the hadronically decaying W boson; Q_ℓ is the charge of the lepton; and the z subscript indicates a projection along the beam axis in the CMS coordinate system.

The tabulated results are provided in the HEPData record for this analysis [14]. The paper is organized as follows. Section 2 introduces the basic features of the CMS detector. Sections 3 and 4 provide information on the data, simulations, and selection criteria. Sections 5 and 6 describe the fitting procedures, the instrumental effects, and the resulting systematic uncertainties. The final results are presented in section 7, with a brief summary given in section 8.

2 The CMS detector

The central feature of the CMS apparatus is a superconducting solenoid of 6 m internal diameter, providing a magnetic field of 3.8 T. Within the solenoid volume are a silicon pixel and strip tracker, a lead tungstate crystal electromagnetic calorimeter (ECAL), and a brass and scintillator hadron calorimeter (HCAL), each composed of a barrel and two endcap sections. Forward calorimeters extend the pseudorapidity (η) coverage provided by the barrel and endcap detectors. Muons are detected in gas-ionization chambers embedded in the steel flux-return yoke outside the solenoid.

Events of interest are selected using a two-tiered trigger system [15]. The first level is composed of specialized hardware processors using information from the calorimeters and muon detectors to select events at a rate of around 100 kHz. The second level, known as the high-level trigger, consists of a farm of processors running a version of the full event reconstruction software optimized for fast processing, which reduces the event rate to around 1 kHz before data storage [16].

A more detailed description of the CMS detector, together with a definition of the coordinate system and kinematic variables, can be found in ref. [17].

3 Data and simulated samples

This study involves data from pp collisions at $\sqrt{s} = 13$ TeV collected with the CMS detector in 2016–2018, corresponding to an integrated luminosity of 138 fb^{-1} with an overall luminosity uncertainty of 1.6% [18–20].

The $t\bar{t}$ production events are simulated using Monte Carlo (MC) programs. The $t\bar{t}$ is simulated using quantum chromodynamics (QCD) at next-to-leading-order (NLO) precision through the matrix element (ME) in the POWHEG 2.0 event generator [21–24]. The value of the top quark mass (m_t) is set to 172.5 GeV. The POWHEG output is combined

with the parton shower (PS) simulation of PYTHIA 8.205 [25], with the underlying-event (UE) tune CP5 [26]. The parton distribution functions (PDFs) NNPDF 3.1 [27] at next-to-NLO order (NNLO) are used to model the data. Samples of $t\bar{t}$ with different values of CEDM are simulated with the MADGRAPH generator [28] at leading-order (LO) precision interfaced with PYTHIA. These samples are used as a cross-check of the model dependency of each CP observable.

Several backgrounds are considered with single top quark production being the leading contribution. This is simulated at NLO using MADGRAPH 2.4.2 with the FxFx matching scheme [29] for s -channel production and POWHEG for t -channel and tW production. All samples are interfaced with PYTHIA through the UE tune CUETP8M1 [30] for t -channel production for the 2016 data and CP5 for the rest. Diboson (VV), W+jets, Drell–Yan (DY), and QCD multijet productions are simulated at LO using the MADGRAPH 2.4.4 generator. They are then interfaced with PYTHIA using the MLM matching scheme [31]. Events coming from the decay of $t\bar{t}$ into either dilepton+jets or hadronic multijets can be incorrectly included in the signal event sample due to particle misidentification. They are considered as a background. The background from W boson events with heavy-flavor quarks (W+HF), which is not a large background, is important during the estimation of the systematic uncertainties, and will be discussed in detail in section 6.

The simulation of the experimental apparatus is based on GEANT4 [32]. To model the effect of additional pp interactions within the same or nearby bunch crossings (pileup), simulated minimum-bias interactions are included in the simulated samples [33]. The number of pileup interactions in the simulation is reweighted to match the distribution in data.

4 Physical objects and event selection

The event selection criteria are based on the lepton+jets channel signature of the $t\bar{t}$ process. The signal events are required to contain one reconstructed lepton, and at least four reconstructed jets, including two b-tagged jets (defined below) originating from $t\bar{t}$ decays. The events are further categorized into two channels based on the lepton flavor: either electron or muon. Events are selected at the trigger level using single-lepton triggers, which require the presence of an isolated lepton above a p_T threshold in the range 24–35 GeV, depending on the year, and $|\eta| < 2.4$. The same trigger selection is applied to data and to the simulated samples. All physics objects are reconstructed offline using a particle-flow (PF) algorithm [34]. The aim of the algorithm is to reconstruct all final-state particles (photons, charged and neutral hadrons, muons, and electrons) in the event, using combined information from the CMS detector. The reconstructed vertex with the largest sum of object p_T^2 is taken to be the primary pp interaction vertex.

Electron candidates are identified using the combination of the silicon tracker and the corresponding ECAL cluster information [35]. Electron energies are determined using the momenta derived from the electron track in the tracker system, the energy of the spatially compatible ECAL cluster, and the sum of all compatible bremsstrahlung photon energies. In order to reject events with misidentified electron candidates and candidates originating

from photon conversions, additional electron identification requirements are applied. A PF-based combined relative isolation, I_{rel} , is defined as the p_{T} sum of all neutral hadron, charged hadron, and photon candidates within a cone of size $\Delta R = \sqrt{(\Delta\eta)^2 + (\Delta\phi)^2} < 0.4$ (where ϕ is the azimuthal angle in radians) around the lepton direction, divided by the lepton p_{T} , with a correction to suppress the residual effect of pileup [36]. The isolated electron candidate is required to have $p_{\text{T}} > 38$ GeV, $|\eta| < 2.4$, and $I_{\text{rel}} < 0.0287 + 0.506/p_{\text{T}}$ ($0.0445 + 0.963/p_{\text{T}}$) in the barrel (endcaps), with p_{T} in GeV. Due to reduced reconstruction efficiency, the gap ($1.44 < |\eta| < 1.57$) between the barrel and endcap parts of the ECAL is excluded. Events with additional electrons satisfying a looser set of selection criteria with a lower- p_{T} threshold and a looser isolation requirement are rejected to reduce the background contribution (e.g., from DY production).

Muon candidates are reconstructed using information obtained in the tracker, combined with the muon system [37]. Identification methods are applied to reject muon candidates that are misidentified or muons that originated from decay-in-flight. The isolated muon candidate is required to have $p_{\text{T}} > 30$ GeV, $|\eta| < 2.4$, and $I_{\text{rel}} < 0.15$. Events with additional muons satisfying a looser set of selection criteria are rejected as well.

Jets are clustered using the anti- k_{T} algorithm with a distance parameter of 0.4 [38, 39]. The jet \vec{p}_{T} is defined as the vectorial sum of the momenta of all PF candidates in the jet anti- k_{T} clustering. Pileup can contribute additional tracks and calorimetric energy depositions to the jet momentum. To mitigate this effect, tracks identified as originating from pileup vertices are discarded, and an offset correction is applied to correct for remaining contributions from neutral particles from pileup [34]. Corrections to the jet energy are applied as a function of jet p_{T} and η by studying discrepancies between simulation and data. At least four jets are required with $p_{\text{T}} > 30$ GeV, $|\eta| < 2.4$, and angular separation relative to the selected lepton of $\Delta R > 0.4$. Jets are identified as arising from the hadronization of b quarks, denoted as either b-tagged jets or b jets, using the deep-learned combined secondary-vertex algorithm (DEEPCSV). This combines the information for a given jet from track impact parameters and secondary vertices into a model optimized through a deep neural network. The selected working point has a signal identification efficiency of 68%, with a probability to misidentify c quark, and light-flavor quark and gluon jets as b jets of approximately 12 and 1.1% in $t\bar{t}$ events, respectively [40].

The top quark and antiquark candidates associated with W bosons decaying to $q\bar{q}$ are reconstructed using one of the b-tagged jets and two non-b-tagged jets in the event through a χ^2 algorithm that uses the top quark and W boson masses as constraints [41]. Those candidates are chosen from the combination having the lowest χ^2 value, with the χ^2 defined as

$$\chi^2 = \left(\frac{m_{\text{jjb}} - m_{\text{t}}}{\sigma_{\text{t}}} \right)^2 + \left(\frac{m_{\text{jj}} - m_{\text{W}}}{\sigma_{\text{W}}} \right)^2, \quad (4.1)$$

where m_{jjb} is the invariant mass of the two non-b-tagged jets and the associated b-tagged jet; m_{t} and σ_{t} are the default top quark mass and average top quark invariant mass resolution of 172.5 and 16.3 GeV, respectively; m_{jj} is the invariant mass of the two non-b-tagged jets; and m_{W} and σ_{W} are the default W boson mass and average W boson invariant mass resolution of 82.9 and 9.5 GeV, respectively [42].

Process	Electron channel (%)	Muon channel (%)
$t\bar{t}$ in lepton+jets	89.9	89.5
$t\bar{t}$ in dilepton+jets	5.5	5.5
$t\bar{t}$ multijet	0.1	0.1
Single t	2.9	2.9
W+jets	1.0	1.1
DY+jets	0.4	0.2
QCD multijet	0.2	0.6
ZZ / WW / WZ	0.1	0.1

Table 1. The predicted $t\bar{t}$ signal and background contributions to the signal events from simulation for the electron and muon channels.

The other b-tagged jet associated with the leptonically decaying W boson candidate is assigned as being from the hadronization of a bottom quark or antiquark based on the charge sign of the lepton. The b jets are correctly assigned in 60% of $t\bar{t}$ events. However, from simulation it is found that when the invariant mass of the combined isolated lepton and associated b-tagged jet ($m_{\ell b}$) is greater than 150 GeV, the events have a large fraction of incorrect b jet assignments. Therefore, from studies of the simulated $t\bar{t}$ sample, further requirements of $\chi^2 < 20$ and $m_{\ell b} < 150$ GeV are imposed. This improves the fraction of correctly assigned b jets to $\approx 74\%$, while keeping $\approx 65\%$ of the $t\bar{t}$ events. After these selection criteria, the purity of the $t\bar{t}$ events is 95%, with single top quark production contributing a background of 3%. The upper panels in figures 1 and 2 show the distributions of the CP observables for the electron and muon channels, respectively. The middle panels display the ratio of the data to the simulated distributions, which show reasonable agreement within the one-standard-deviation band. The bottom panels present the ratio of the CEDM to the SM predictions for $d_{tG} = \pm 3$. In these figures, the values of the CP observables are divided by m_t^3 to convert the units to GeV. The systematic uncertainties shown in figures 1 and 2, as well as in later figures and tables, include all systematic uncertainties, except for those due to backgrounds. The latter uncertainty contributes only to the final A_{CP} measurements instead of the number of signal events and will be discussed in detail in section 6. Table 1 shows the predicted signal and background contributions to the signal events from simulation for the electron and muon channels. The fraction of leptonic tau decays in the SM simulated $t\bar{t}$ samples is about 0.3% and the contribution is negligible in the final results. The QCD and $t\bar{t}$ multijet events are highly suppressed by the selection requirements and provide negligible contributions of around 0.2 and 0.05%, respectively, to the signal events. The estimation of the number of misidentified signal events coming from $t\bar{t}$ decays to dilepton+jets is discussed in section 5.

Background events can induce spurious measurements of the asymmetries, so a sample of background-enriched data events is used to check for such effects. In order to enhance the fraction of background events and minimize the contribution from $t\bar{t}$, events are required to have no b-tagged jets. The b jet veto is defined using a weakly restrictive working

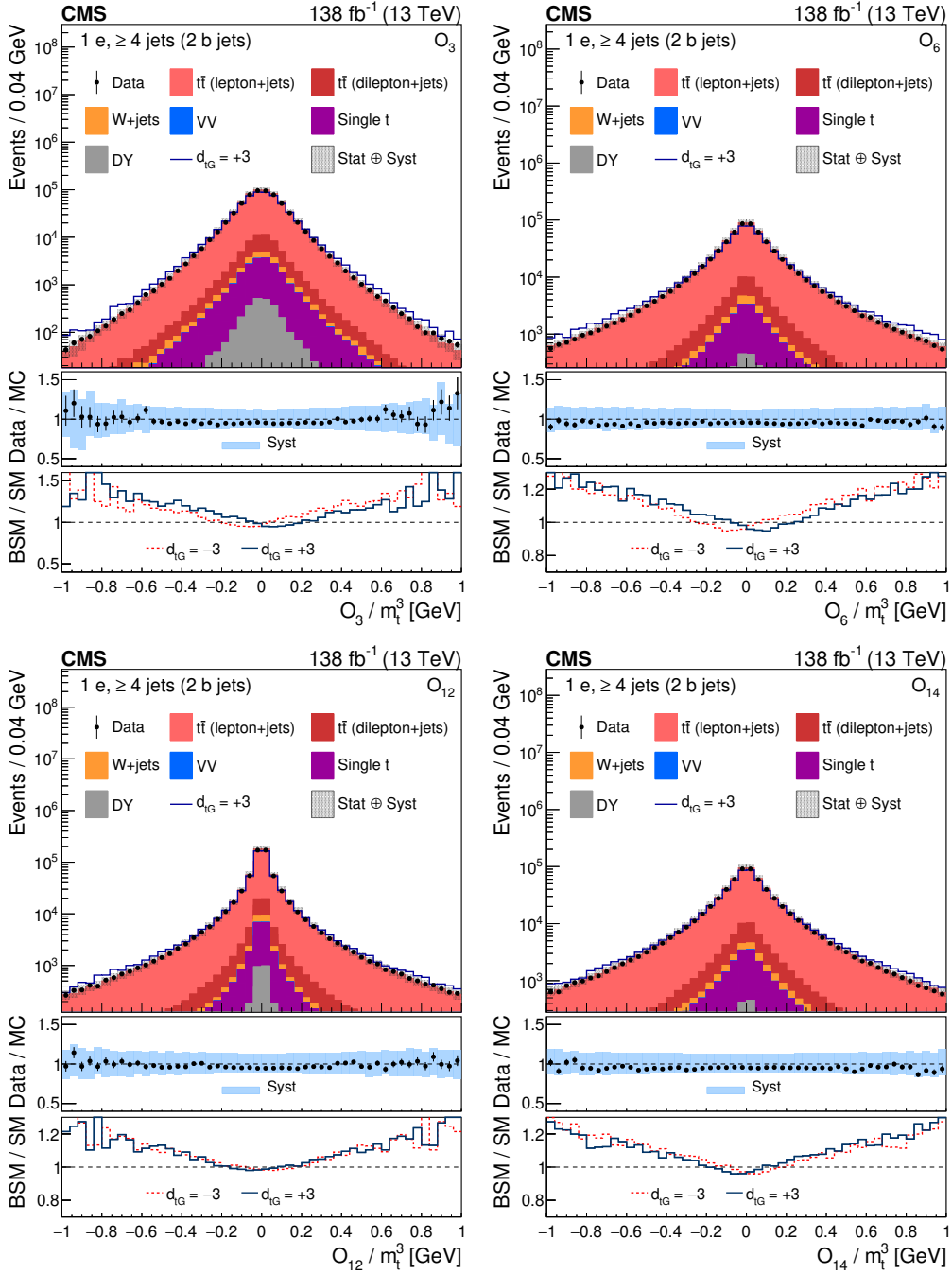


Figure 1. Distributions of the CP observables O_3 (upper left), O_6 (upper right), O_{12} (lower left), and O_{14} (lower right), normalized with respect to m_t^3 , from data (points) and from the various sources in simulation (colored histograms) for electron events in the signal region. The solid-blue line shows the CEDM simulated signal normalized to the data with the CP-odd parameter $d_{tG} = +3$. The vertical bars on the data points indicate the statistical uncertainties in the data, and the hatched bands show the quadrature sum of the statistical and systematic uncertainties in the simulation. The lower two panels display the ratio of the data to the sum of the MC predictions and the ratio of the CEDM to the SM predictions for $d_{tG} = +3$ (dark-blue lines) and -3 (red lines).

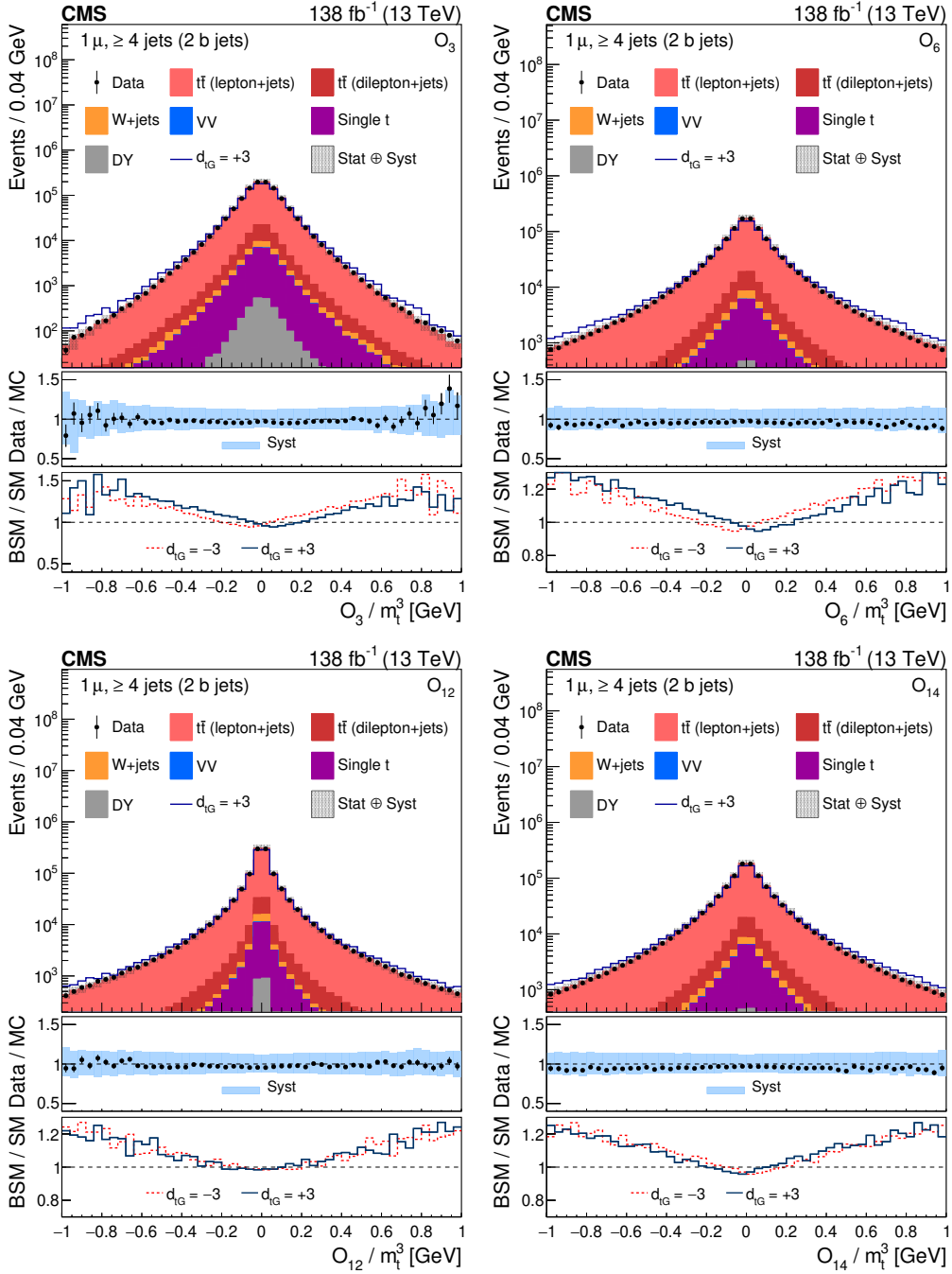


Figure 2. Distributions of the CP observables O_3 (upper left), O_6 (upper right), O_{12} (lower left), and O_{14} (lower right), normalized with respect to m_t^3 , from data (points) and from the various sources in simulation (colored histograms) for muon events in the signal region. The solid-blue line shows the CEDM simulated signal normalized to the data with the CP-odd parameter $d_{tG} = +3$. The vertical bars on the data points indicate the statistical uncertainties in the data, and the hatched bands show the quadrature sum of the statistical and systematic uncertainties in the simulation. The lower two panels display the ratio of the data to the sum of the MC predictions and the ratio of the CEDM to the SM predictions for $d_{tG} = +3$ (dark-blue lines) and -3 (red lines).

point of DEEPCSV, corresponding to an 84% efficiency in identifying b jets and an 11% misidentification rate for light-flavor quark and gluon jets [40]. The isolation requirement in the looser set of selection criteria for leptons is relaxed, so events with additional leptons produced through the decay of a bottom quark can be more highly rejected. The rest of the selection criteria are the same as used for the signal events. The object assigned by the χ^2 algorithm takes the role of the b jet coming from the hadronically decaying top quark, and the jet closest to the isolated lepton is assigned as the other b jet. The background-enriched events are expected to be dominated by non- $t\bar{t}$ processes ($\approx 90\%$), including a major contribution from W+jets.

5 Fitting procedure and extraction of asymmetries

5.1 Fitting procedure

The presence of CPV can manifest itself through a nonzero value of the asymmetry defined as

$$A_{\text{CP}}(O_i) = \frac{N_{\text{events}}(O_i > 0) - N_{\text{events}}(O_i < 0)}{N_{\text{events}}(O_i > 0) + N_{\text{events}}(O_i < 0)}, \quad i = 3, 6, 12, 14. \quad (5.1)$$

The CP-violating asymmetries $A_{\text{CP}}(O_i)$ are expected to vanish in the SM. However, nonzero CP-violating couplings of the top quark from BSM phenomena can lead to sizable asymmetries. An anomalous CEDM contribution [10] can be as large as 8 and 0.4% for $A_{\text{CP}}(O_3)$ and $A_{\text{CP}}(O_{12})$, respectively.

Experimental factors, such as the misreconstruction of the physical objects, can affect the measurements of the asymmetries [10]. For example, misidentified signal events coming from $t\bar{t}$ in the dilepton+jets channel can cause spurious asymmetry measurements. We denote A_{CP} as the asymmetry that would be measured with an ideal detector and A'_{CP} as the measured effective asymmetry, including experimental factors. An estimate of A_{CP} can be obtained after correcting the measured asymmetry for instrumental effects. Given that the SM predicts negligible A_{CP} in the top quark sector, a nonzero effective A'_{CP} would be a strong hint of BSM phenomena. For this reason, measurements of A'_{CP} can be computed using $t\bar{t}$ events and are the primary results presented in this paper.

Because $t\bar{t}$ multijet events are highly suppressed by the signal-event requirements, only the $t\bar{t}$ to lepton+jets and dilepton+jets channels are considered in the $t\bar{t}$ contribution, with the latter assumed to be background. The signal and background yields are determined through an extended maximum likelihood fit to the $m_{\ell b}$ distributions in data using simulated-event templates. The $t\bar{t}$ template is obtained from simulation, and the background template from the background-enriched events in data. For each CP observable, the templates are classified according to the sign of the CP observable. The extended likelihood function is defined as

$$L_{\text{ext}} = \frac{e^{-(n_s^+ + r_b n_b)} N^+}{N^+!} \prod_{i=1}^{N^+} n_s^+ f_s^+(m_{\ell b}^i) + r_b n_b f_b^+(m_{\ell b}^i) + \frac{e^{-(n_s^- + (1-r_b) n_b)} N^-}{N^-!} \prod_{i=1}^{N^-} n_s^- f_s^-(m_{\ell b}^i) + (1-r_b) n_b f_b^-(m_{\ell b}^i), \quad (5.2)$$

	Electron channel	Muon channel
Fitted $t\bar{t}$	$604\,700 \pm 1200$	$1\,062\,600 \pm 1500$
Fitted background	$34\,030 \pm 480$	$58\,490 \pm 820$
Fitted fraction of $t\bar{t}$ (%)	94.7 ± 0.1	94.8 ± 0.1

Table 2. The fitted number of $t\bar{t}$ signal and $t\bar{t}$ background events (fitted $t\bar{t}$) and other background events (fitted background) in the electron and muon channels, along with the $t\bar{t}$ purities. Although the fit is performed for $m_{\ell b} < 500$ GeV, the event yields are given for $m_{\ell b} < 150$ GeV. The uncertainties shown are statistical only.

where n_b , n_s^+ , and n_s^- are the parameters of interest and refer to the yields of background, and $t\bar{t}$ events with positive and negative CP observable values, respectively; r_b refers to the fraction of background events with positive CP observable values obtained from the background template; $f_s^+(m_{\ell b})$, $f_s^-(m_{\ell b})$, $f_b^+(m_{\ell b})$, and $f_b^-(m_{\ell b})$ refer to the probability density functions (pdf) of $m_{\ell b}$ obtained from the $t\bar{t}$ and background templates according to the sign of the CP observable, respectively; and N^+ and N^- are the number of events according to the sign of the CP observable. To improve the fit results, the upper bound on $m_{\ell b}$ is relaxed to 500 GeV in the fit in order to include more sideband events. However, to be consistent with the signal-event requirements, events with $m_{\ell b} > 150$ GeV are excluded after the fit in determining the final event yields for each CP observable.

Figure 3 displays the normalized $m_{\ell b}$ distributions from the signal and background-enriched events for the electron (left) and muon (right) channels. The upper plots compare the distribution for the background-enriched data events to that from the MC prediction. Good agreement is observed between the two distributions, showing that the background-enriched events are consistent with being entirely background. The lower plots display the distributions for the background-enriched events in data and the predicted MC background in the signal-event sample. The $m_{\ell b}$ distribution of background-enriched events in data is slightly wider than the predicted MC background in signal events. This difference is taken as one of the systematic uncertainties, as discussed in section 6.

The $m_{\ell b}$ distributions in data are shown in figure 4, along with the results of the fit. The measured numbers of $t\bar{t}$ signal and background events in the electron and muon channels from the fits, and the corresponding $t\bar{t}$ purities, are presented in table 2. The final A'_{CP} measurements can then be computed using the event-counting method of eq. (5.1).

5.2 Experimental sensitivity

The sensitivity of the asymmetry measurement can be diluted due to detector and reconstruction effects, which can be parametrized through a dilution factor (D). The A'_{CP} and A_{CP} values are related through D , applied as a multiplicative correction $A'_{\text{CP}} = DA_{\text{CP}}$ [10]. The dilution factor can be defined as

$$D = \epsilon_c - \epsilon_w, \tag{5.3}$$

where ϵ_c is the fraction of events where the measured CP observable has the correct sign, and ϵ_w is the fraction with the wrong sign. Events are classified into the correct-sign

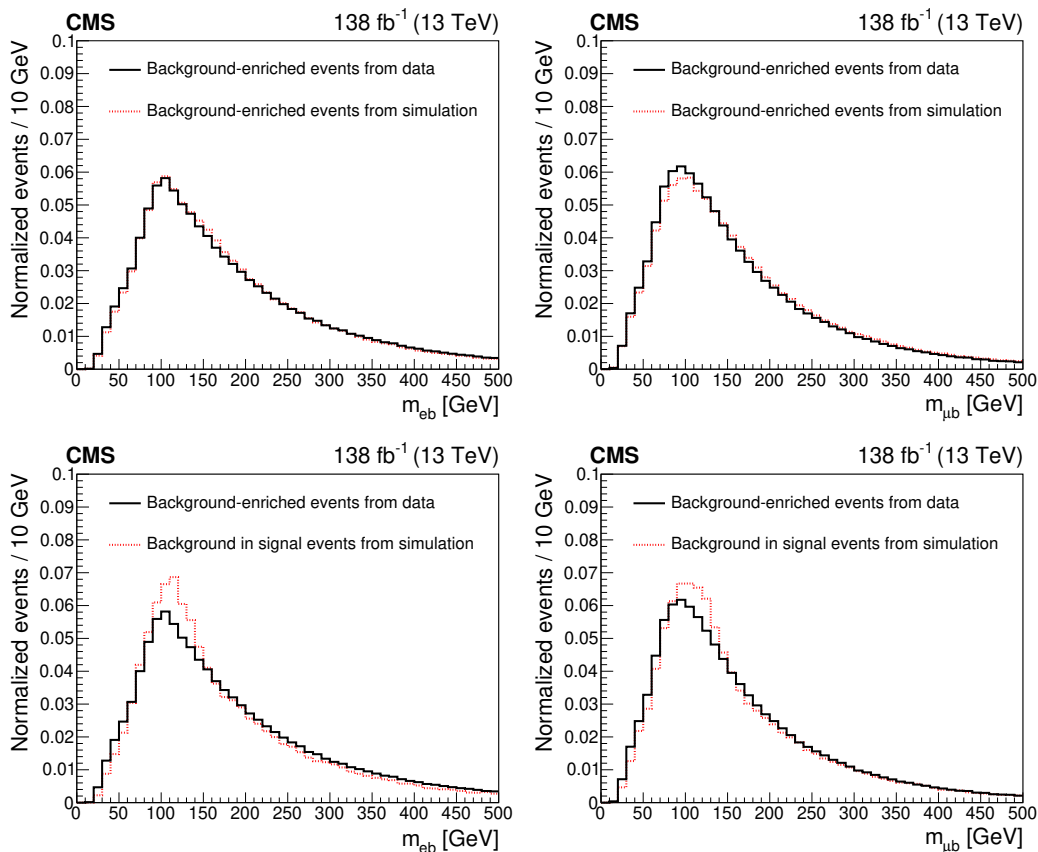


Figure 3. The normalized $m_{\ell b}$ distributions for the electron (left) and muon (right) channels. The upper two plots compare the background-enriched distributions from data (solid line) to the MC predictions (dotted-red line). The lower two plots give the background-enriched distributions from data (solid line) and the MC predictions for the distributions from the background in the signal events.

(wrong-sign) type when the sign of the CP observable at the reconstruction level agrees with (differs from) that at the POWHEG generator level.

The value of D depends on the final-state objects used to form each CP observable. In contrast to O_{12} and O_{14} , it is necessary for O_3 and O_6 to distinguish the charges of the b quarks by using the sign of the lepton charge, and therefore they tend to have a lower fraction of correct-sign events and smaller values of D . The value of D can also be affected by possible contributions of BSM processes, because the CP observables are reconstructed using kinematic features of the final-state objects. The values of D determined from the SM simulations are given in table 3, along with their systematic uncertainties described in section 6.

In order to better understand the measured D values, the lepton+jets and dilepton+jets events in the simulated $t\bar{t}$ samples are reweighted at the generator level to produce various pseudo-asymmetry values. As shown in figure 5, the CP-violating asymmetries A_{CP} (diamond points) are then obtained by dividing the effective asymmetries A'_{CP} (circular points) by the corresponding dilution factor determined from simulation. Fitting the A'_{CP}

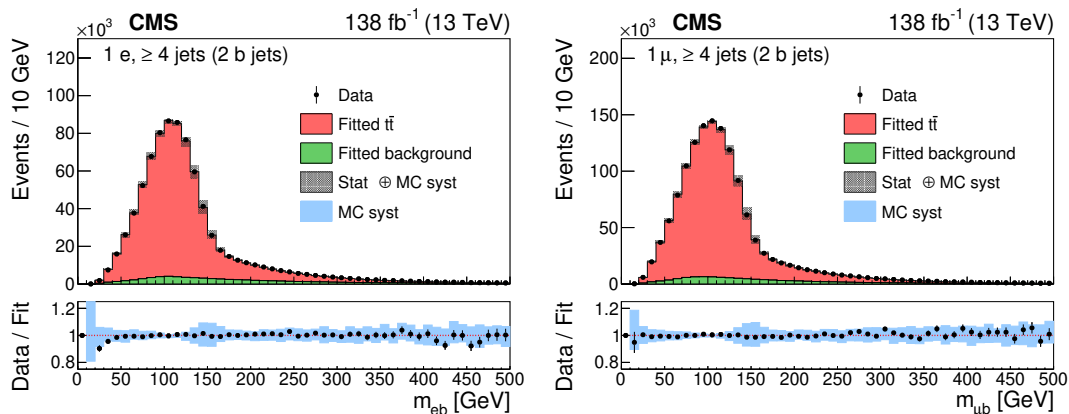


Figure 4. The $m_{\ell b}$ invariant mass distributions in the electron (left) and muon (right) channels from data (points). The results of the fit to the $t\bar{t}$ and background templates are shown by the red and green histograms, respectively. The vertical bars on the data points in the upper panels indicate the statistical uncertainties in the data and the hatched bands show the combined statistical and systematic uncertainties in the simulation. The lower panels give the ratio of the data to the sum of the fitted MC predictions. The blue bands represent the systematic uncertainties in the expected yield in the simulation for all sources of systematic uncertainty (section 6).

CP observable	Dilution factor D
O_3	$0.46^{+0.01}_{-0.02}$
O_6	$0.44^{+0.01}_{-0.02}$
O_{12}	$0.74^{+0.01}_{-0.02}$
O_{14}	$0.60^{+0.01}_{-0.01}$

Table 3. The dilution factor D determined from simulation and its systematic uncertainty for each CP observable. The statistical uncertainty is negligible compared to the systematic uncertainty.

and A_{CP} values to linear functions of the generator-level pseudo-asymmetry values results in the red-dotted and blue-solid lines shown in figure 5, respectively. All the fits have good χ^2 values, and the slopes and y intercepts of the fitted lines to A_{CP} are consistent with 1.0 and 0.0, respectively.

6 Systematic uncertainties

The sources of systematic uncertainty considered in this paper are presented below in the following order: intrinsic detector bias, other experimental uncertainties, and theoretical uncertainties. The systematic effects are expected to contribute similarly to the positive and negative regions of each CP observable, thereby largely canceling in the ratio shown in eq. (5.1), used to measure the CP asymmetries.

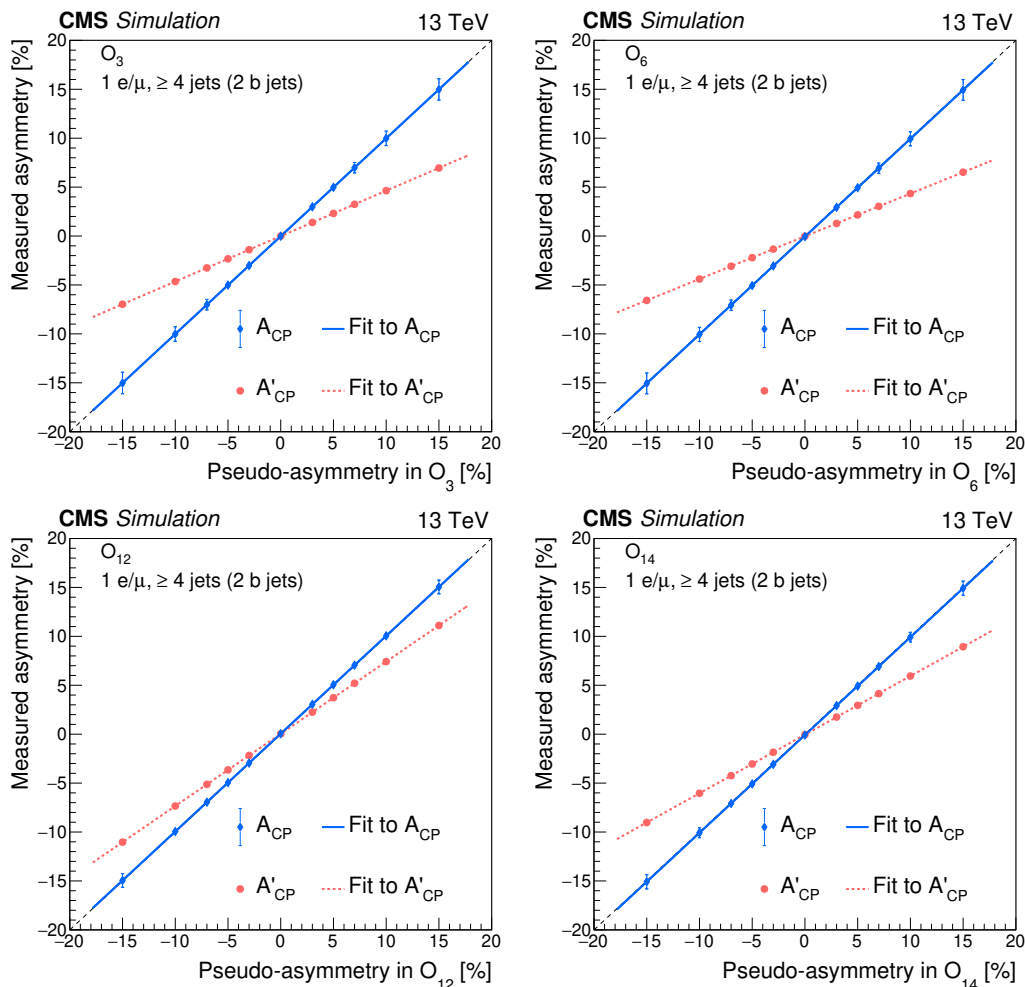


Figure 5. The measured CP-violating asymmetries in simulation as a function of the generator-level pseudo-asymmetry for the CP observables O_3 (upper left), O_6 (upper right), O_{12} (lower left), and O_{14} (lower right). The red circles and blue diamonds give the A'_{CP} and A_{CP} values, respectively, with the red-dotted and blue-solid lines showing the results of linear fits to those corresponding values. The A_{CP} value is obtained by dividing the A'_{CP} value by the dilution factor determined from simulation for that CP observable. The statistical uncertainties in the A'_{CP} values are smaller than the markers.

6.1 Detector and reconstruction effects

The CP-violating asymmetries can arise due to both couplings from BSM processes and detector and reconstruction effects. The previous study at $\sqrt{s} = 8$ TeV used W +jets samples to study the detector bias [13]. The precision in the modeling of the resulting CP-violating asymmetries caused by detector and reconstruction effects may be improved by studying signal events, and therefore an event-mixing method is used to evaluate the possible bias resulting in a nonzero value of A'_{CP} . The event-mixing method is performed by mixing the four-momentum information of the b-tagged jet from the hadronically decaying top quark and the highest p_T light-flavor jet among the events. A total of 1000 mixed

CP observable	A'_{CP} from event-mixing samples (%)		
	e+jets	μ +jets	Combined
O_3	-0.004 ± 0.004	$+0.005 \pm 0.003$	$+0.003 \pm 0.003$
O_6	-0.006 ± 0.005	$+0.003 \pm 0.003$	$+0.003 \pm 0.003$
O_{12}	$+0.005 \pm 0.005$	-0.001 ± 0.003	$+0.001 \pm 0.002$
O_{14}	-0.008 ± 0.004	-0.001 ± 0.003	-0.005 ± 0.002

Table 4. The A'_{CP} values and their statistical uncertainties in percent for each CP observable from the electron and muon event-mixing samples and their combination, used to search for detector or reconstruction bias.

data sets are produced by applying the event-mixing method to the data in the signal events to eliminate possible effects from any BSM coupling. For the i^{th} mixed data set, the corresponding four-momentum information of the j^{th} event is passed circularly to the $(j+i)^{\text{th}}$ event. The resulting sets of asymmetries are independent of the physical processes involved in the signal and background events and represent only the bias from the detector and reconstruction effects. Separate measurements are performed for each CP observable, year of data taking, and lepton flavor. The resulting mean values of A'_{CP} are presented in table 4 and show no statistically significant detector or reconstruction bias for either lepton flavor.

6.2 Other experimental and theoretical systematic uncertainties

In order to avoid bias from a single estimation of a systematic uncertainty, pseudo-experiments are employed instead. For each systematic change, a reference histogram is created using a nominal signal template. Four thousand sets of pseudo-data are sampled from the reference histogram and fitted with the nominal (varied) signal and background templates to get the nominal (varied) fitted signal yields. The A'_{CP} can then be measured using the signal yields in the positive and negative regions of each CP observable. The 4000 A'_{CP} values for each CP observable are fit to a Gaussian function to obtain a mean and standard deviation. The larger of the absolute value of the mean and the standard deviation is then used to estimate the systematic uncertainty from this source. The results are summarized in table 5 and described in the following subsections.

6.2.1 Other experimental systematic uncertainties

The systematic uncertainty due to the modeling of pileup is estimated by shifting the total inelastic cross section up and down by 4.6% [33]. The contribution to the overall uncertainty in A'_{CP} is less than 0.005%.

To assess the uncertainty coming from the b tagging scale factors, the factors are varied according to their uncertainties. The effect of changing the heavy-flavor quark (b and c), and light-flavor quark and gluon (u, d, s, and g) scale factors, are calculated separately. The two variations are combined in quadrature to give the total b tagging uncertainty, which contributes $<0.001\%$ to the final A'_{CP} measurements.

Systematic sources	A'_{CP} (%)			
	O_3	O_6	O_{12}	O_{14}
Pileup	-0.0008 +0.0010	-0.0003 +0.0007	+0.0023 -0.0017	+0.0040 -0.0044
b tagging scale factor (b and c quarks)	+0.0002 -0.0002	+0.0001 -0.0003	<0.0001 <0.0001	<0.0001 -0.0002
b tagging scale factor (light-flavor quarks and gluons)	-0.0003 +0.0004	-0.0003 <0.0001	-0.0009 +0.0007	-0.0007 +0.0005
Lepton efficiencies	-0.0002 +0.0002	-0.0001 -0.0001	-0.0001 <0.0001	-0.0004 +0.0001
Jet energy resolution	-0.0028 -0.0029	-0.0069 +0.0032	-0.0024 -0.0021	-0.0070 +0.0026
Jet energy scale	-0.0051 -0.0018	-0.0046 +0.0065	-0.0046 +0.0011	-0.0062 +0.0041
Background template	+0.0061	+0.0050	+0.0139	+0.0016
PDF	+0.0008 -0.0008	-0.0008 +0.0006	+0.0003 -0.0004	+0.0003 -0.0006
QCD renormalization and factorization	+0.0008 +0.0012	+0.0008 -0.0002	+0.0013 -0.0033	+0.0007 -0.0004
Initial-state QCD radiation	+0.0006 -0.0004	-0.0005 +0.0004	+0.0017 -0.0015	+0.0024 -0.0021
Final-state QCD radiation	-0.0001 -0.0008	-0.0215 +0.0122	+0.0053 -0.0017	-0.0129 +0.0060
Color reconnection	-0.0162 <0.0001	+0.0186 -0.0206	+0.0091 -0.0464	+0.0384 +0.0304
ME-PS matching	-0.0235 +0.0399	-0.0043 +0.0177	-0.0185 +0.0139	+0.0352 +0.0376
Underlying event	-0.0515 -0.0099	-0.0576 +0.0355	-0.0082 +0.0218	+0.0116 +0.0424
Flavor response	-0.0017 -0.0024	-0.0007 +0.0024	-0.0033 -0.0004	-0.0105 +0.0070
Top quark mass variation	+0.0049 -0.0179	+0.0152 -0.0118	+0.0119 -0.0097	+0.0082 -0.0046
Per-event resolution	-0.0027 -0.0004	-0.0022 +0.0040	+0.0023 +0.0014	-0.0005 +0.0048
W+HF fraction	-0.0174	-0.0132	-0.0102	-0.0098
No top quark p_{T} reweighting	-0.0008	-0.0005	<0.0001	<0.0001

Table 5. The sources and values of the systematic uncertainties in A'_{CP} for each of the CP observables in percent, averaged over the two lepton-flavor channels. The experimental sources are listed first and then the theoretical ones.

The uncertainties from lepton identification, isolation, and trigger efficiencies are determined by changing the corresponding scale factors according to their uncertainties. Among the sources of experimental uncertainty, those associated with these sources have the smallest values, with a contribution of $<0.0005\%$ to the total systematic uncertainty.

The jet energy scale (JES) and jet energy resolution are changed according to their p_T - and η -dependent uncertainties [43]. Both impact the $m_{\ell b}$ distribution and contribute $<0.007\%$ uncertainties to the final results.

In this paper, a background template derived from the background-enriched events in data is used. However, this template is not identical to the predicted MC background in signal events. The difference is considered as one of our systematic uncertainties, obtained by replacing the nominal template by the simulated one. The resulting $\approx 0.01\%$ uncertainty in A'_{CP} is the largest experimental uncertainty.

6.2.2 Theoretical systematic uncertainties

The uncertainty from the PDF used in the simulation of the $t\bar{t}$ process is estimated by reweighting the corresponding variations in the NNPDF 3.1 sets [44]. This results in one of the smallest contributions among all the sources of theoretical uncertainty with a value of $<0.001\%$ in the final A'_{CP} measurements.

The impact of the QCD renormalization and factorization scales on the $t\bar{t}$ simulation is obtained by changing them independently during the production of the simulated samples by a factor of 0.5 or 2. The two contributions where one scale is moved up while the other is changed down are excluded. The total uncertainty is estimated by taking the maximum deviation from the nominal result. The resulting uncertainties are $<0.003\%$ to the final results.

The uncertainty from the modeling of the PS is obtained by changing the renormalization scale for initial- and final-state QCD radiation (ISR and FSR) up and down by a factor of 2 (for ISR) and $\sqrt{2}$ (for FSR). The resulting uncertainties are around 0.002 and 0.02% for ISR and FSR, respectively.

The default MC simulation uses the multiple-parton interaction (MPI) scheme for color reconnection (CR) with early-resonance decays switched off in the PYTHIA package. The uncertainty from this method is estimated using two other CR models within PYTHIA, a gluon-move scheme and a QCD-inspired scheme [45, 46]. The resulting systematic uncertainty associated with CR is $<0.05\%$.

The uncertainty in the matching scale between the ME and PS is derived by varying a damping parameter in POWHEG. Its nominal value in simulation of $1.379m_t$ is changed to $2.305m_t$ and $0.8738m_t$ [26]. The resulting estimation of the systematic uncertainty in A'_{CP} is $<0.04\%$.

The uncertainty from modeling of the UE is estimated by varying the CP5 tune in the $t\bar{t}$ MC samples [26]. Among the theoretical uncertainties, this has the largest value of $\approx 0.06\%$ in the A'_{CP} measurement.

The uncertainty coming from the jet response to gluons and c, b, and light quarks is estimated by varying separately the JES responses for each of the four jet flavors within their uncertainties. A systematic uncertainty of about 0.01% in A'_{CP} was found.

The top quark mass value in the simulation is varied by ± 1 GeV to estimate the uncertainty due to this parameter, leading to a value of $\approx 0.02\%$.

An average mass resolution for the reconstructed top quark and W boson invariant masses is used in the χ^2 calculation. The actual event-by-event resolutions depend on the detector response within different η and ϕ regions. With different detector responses, the measured mass resolutions of the reconstructed top quark and W boson masses change accordingly. However, the overall effects have a negligible impact compared to using the average resolution. To estimate the worst-case scenario, the top quark and W boson mass resolutions are scaled up and down by 10% per event. The resulting uncertainty is $< 0.005\%$ in the final A'_{CP} measurements.

The fraction of W+HF events might be different in the background-enriched events than in the signal events because of the requirement of not having a b-tagged jet. This would cause a misestimation of the background in the signal region. To estimate the effect of this possible bias, the W+HF events in the signal region are reweighted in the simulation by a factor of 10 in the signal region to raise the corresponding fraction. The systematic uncertainties are estimated by replacing the original W+jets samples, which leads to an estimated systematic uncertainty of about 0.02%.

The measured p_{T} spectrum of top quarks in data is considerably softer than predicted by the MC simulations. This feature has been seen by both the ATLAS and CMS experiments in previous measurements [47–52]. To correct for this, the simulated p_{T} spectrum in the nominal $t\bar{t}$ samples is reweighted to match the measured distribution in data. To estimate the uncertainty in the A'_{CP} measurement from this effect, the p_{T} reweighting is removed. A resulting uncertainty of $< 0.001\%$ is determined.

From table 5, we see that the dominant sources of systematic uncertainty are from the ME-PS matching, the UE simulation, and the correction for the W+HF content.

7 Results

7.1 Asymmetry measurements

The effective asymmetries A'_{CP} are obtained after implementing the fitting procedure described in section 5. The final results for A'_{CP} in each lepton-flavor channel are displayed in figure 6 and the values given in table 6. The correlations between the dominant sources of systematic uncertainty are around 0.3 and only affect the measurement of A'_{CP} on the order of 0.001%. The results from the previous CMS search at $\sqrt{s} = 8$ TeV [13] are shown for comparison in figure 6. There is no statistically significant evidence for CPV from the present analysis in either lepton-flavor channel for any of the CP observables. The measured A'_{CP} values are in agreement with the SM expectations and have uncertainties roughly a factor of 3 smaller than the previous CMS result.

7.2 Constraint on the dimensionless CEDM

Each of the measured A'_{CP} values from the combined lepton+jets channel is divided by the dilution factor for that CP observable to obtain the corrected asymmetry A_{CP} . These

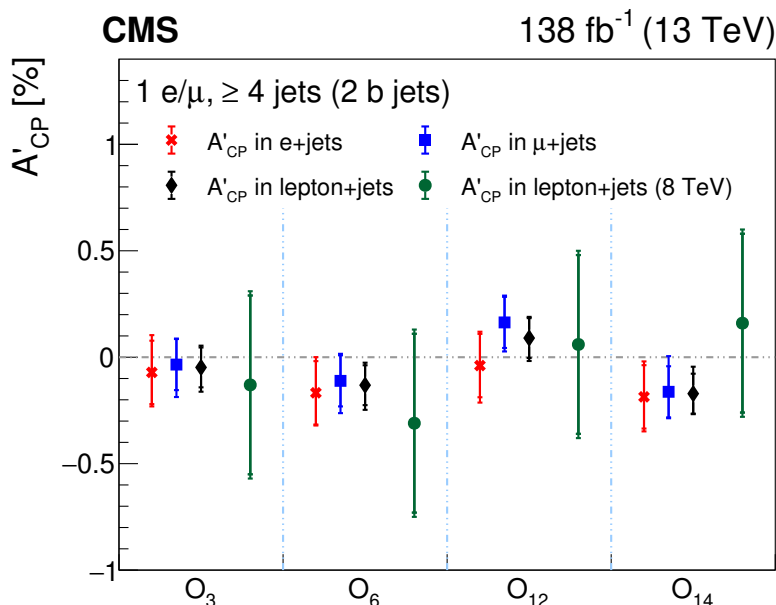


Figure 6. The measured effective asymmetries A'_{CP} for each CP observable from the electron, muon, and combined lepton+jets channels. The results from the previous CMS measurement at $\sqrt{s} = 8$ TeV [13] are shown by the green circles. The inner vertical bars on the symbols represent the statistical uncertainty, and the outer bars the statistical and systematic uncertainties added in quadrature.

	A'_{CP} (%)		
	e+jets	μ +jets	Combined
O_3	$-0.07 \pm 0.15^{+0.09}_{-0.06}$	$-0.04 \pm 0.12^{+0.02}_{-0.09}$	$-0.05 \pm 0.09^{+0.04}_{-0.07}$
O_6	$-0.17 \pm 0.15^{+0.08}_{-0.04}$	$-0.11 \pm 0.12^{+0.04}_{-0.09}$	$-0.13 \pm 0.09^{+0.05}_{-0.07}$
O_{12}	$-0.04 \pm 0.15^{+0.06}_{-0.09}$	$+0.16 \pm 0.12^{+0.04}_{-0.07}$	$+0.09 \pm 0.09^{+0.03}_{-0.05}$
O_{14}	$-0.19 \pm 0.15^{+0.08}_{-0.07}$	$-0.16 \pm 0.12^{+0.12}_{-0.03}$	$-0.17 \pm 0.09^{+0.09}_{-0.02}$

Table 6. The measured effective asymmetries A'_{CP} in percent for each of the CP observables for the electron, muon, and combined data samples. The first uncertainty is statistical and the second is systematic. The statistical uncertainties are the same for each lepton type because the numbers of signal events are the same.

values are independent of any detector or reconstruction bias and can therefore be used to search for CPV in the top quark sector. The constraints on the dimensionless CEDM d_{tG} are determined based on the A_{CP} value of each CP observable, and are then combined using the best linear unbiased estimator method [53], taking into account the correlation of the d_{tG} measurements among the CP observables. Most of the correlation coefficient values between the CP observables are negligible, except for the one between O_3 and O_6 , which is around 0.44. Since there is no statistically significant evidence of CPV for any CP observable, the expected dilution factor D from the SM simulation given in table 3 is used to convert the measured A'_{CP} for each CP observable to the corresponding A_{CP} value.

Since the unbiased estimator method only uses symmetric uncertainties, the larger of the plus and minus uncertainties in A'_{CP} is taken in each case.

Dedicated CP-violating $t\bar{t}$ samples using the modified top quark production vertex described by eq. (1.1) are simulated with different d_{tG} values at the generator level with MADGRAPH to determine the relationship between A_{CP} and d_{tG} . This relationship is parametrized by the function [10]

$$A_{\text{CP}} = \frac{d_{tG} + a}{bd_{tG}^2 + cd_{tG} + d}, \quad (7.1)$$

where the parameters a , b , c , and d are taken from a χ^2 fit to the A_{CP} and d_{tG} values obtained from the different CP-violating samples.

From this relation, the dimensionless CEDM parameter d_{tG} is obtained from the measured A_{CP} value, and the uncertainty in d_{tG} is calculated using the full covariance matrix from the fit:

$$\Delta_{d_{tG}}^2 = \begin{pmatrix} \frac{\partial d_{tG}}{\partial A_{\text{CP}}} \\ \frac{\partial d_{tG}}{\partial a} \\ \frac{\partial d_{tG}}{\partial b} \\ \frac{\partial d_{tG}}{\partial c} \\ \frac{\partial d_{tG}}{\partial d} \end{pmatrix}^T \begin{pmatrix} \Delta_{A_{\text{CP}}}^2 & 0 & 0 & 0 & 0 \\ 0 & \Delta_a^2 & \text{cov}(a,b) & \text{cov}(a,c) & \text{cov}(a,d) \\ 0 & \text{cov}(b,a) & \Delta_b^2 & \text{cov}(b,c) & \text{cov}(b,d) \\ 0 & \text{cov}(c,a) & \text{cov}(c,b) & \Delta_c^2 & \text{cov}(c,d) \\ 0 & \text{cov}(d,a) & \text{cov}(d,b) & \text{cov}(d,c) & \Delta_d^2 \end{pmatrix} \begin{pmatrix} \frac{\partial d_{tG}}{\partial A_{\text{CP}}} \\ \frac{\partial d_{tG}}{\partial a} \\ \frac{\partial d_{tG}}{\partial b} \\ \frac{\partial d_{tG}}{\partial c} \\ \frac{\partial d_{tG}}{\partial d} \end{pmatrix}, \quad (7.2)$$

where $\Delta_{d_{tG}}^2$, $\Delta_{A_{\text{CP}}}^2$, Δ_a^2 , Δ_b^2 , Δ_c^2 , and Δ_d^2 are the variances in d_{tG} , A_{CP} , a , b , c , and d , respectively.

The resulting CP-violating asymmetry A_{CP} and the dimensionless CEDM d_{tG} , with their statistical and systematic uncertainties, are shown in table 7 for each of the CP observables. The final systematic uncertainties are taken as the larger value of the total systematic uncertainties between the up and down directions. The resulting constraints on d_{tG} are displayed in figure 7. Combining the results from the four asymmetries, leads to an overall value of $d_{tG} = 0.04 \pm 0.10$ (stat) ± 0.07 (syst). This corresponds to a limit of $|d_{tG}| < 0.25$ at the 95% confidence level (CL). The final results are in agreement with the SM expectation.

Constraints on the CEDM of the top quark have also been set by CMS from measurements of the spin correlations [54] in dilepton $t\bar{t}$ events using \hat{d}_t , which is the dimensionless parameter of CEDM in the convention of ref. [55]. The relation between \hat{d}_t and d_{tG}^{S} can be expressed as $\hat{d}_t = m_t d_{tG}^{\text{S}}$ [56]. From eq. (1.2), with the BSM scale Λ at 1 TeV, the combined d_{tG} values from this analysis can be converted into a 95% CL limit of $|\hat{d}_t| < 0.015$. This is competitive with the 95% CL limits obtained by the spin-correlation measurement [54] of $-0.020 < \hat{d}_t < 0.012$.

CP observable	A_{CP} (%)	d_{tG}
O_3	$-0.10 \pm 0.20 \pm 0.14$	$+0.04 \pm 0.11 \pm 0.07$
O_6	$-0.30 \pm 0.21 \pm 0.16$	$+0.25 \pm 0.20 \pm 0.15$
O_{12}	$+0.12 \pm 0.13 \pm 0.07$	$+0.45 \pm 0.47 \pm 0.27$
O_{14}	$-0.29 \pm 0.16 \pm 0.14$	$-0.81 \pm 0.48 \pm 0.44$

Table 7. The measured A_{CP} and corresponding d_{tG} values for each of the CP observables using the SM simulation predictions for the dilution factor D in the combined lepton+jets channel. The first uncertainty is statistical and the second is systematic.

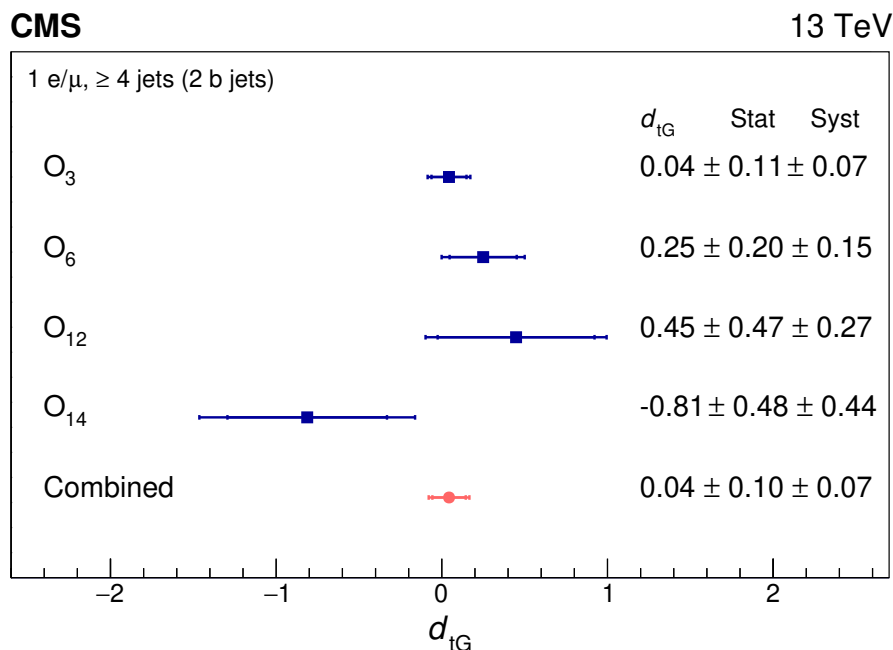


Figure 7. The measured dimensionless CEDM d_{tG} for each CP observable (blue squares) in the lepton+jets channel and the combined result (red point). The inner horizontal bars on the points represent the statistical uncertainty and the outer bar the combined statistical and systematic uncertainties added in quadrature.

8 Summary

The results of a search have been presented for the combined charge conjugate and parity (CP) violation effects in top quark-antiquark events performed in the electron+jets and muon+jets final states. The top quark and antiquark are each assumed to decay into a bottom quark and a W boson, with one W boson decaying hadronically and the other leptonically into an electron or muon and accompanying neutrino. This study uses data collected by the CMS experiment at the LHC from proton-proton collisions at $\sqrt{s} = 13$ TeV, corresponding to an integrated luminosity of 138 fb^{-1} . The CP-violating asymmetries are obtained with four different triple-product T-odd observables, where T is the time-reversal operator, constructed using linearly independent four-momentum vectors associated with

the final-state particles. The asymmetries are computed using the fitted signal. There are no statistically significant indications of CP violation, with all the CP asymmetries being consistent with the standard model expectations. The resulting combined measurement of the dimensionless chromoelectric dipole moment gives $d_{tG} = 0.04 \pm 0.10$ (stat) ± 0.07 (syst) and exhibits no evidence for CP-violating effects, consistent with expectations from the standard model. These results are compatible with a previous study performed by CMS in data from pp collisions at $\sqrt{s} = 8$ TeV [13] with uncertainties improved by roughly a factor of 3.

Acknowledgments

We are grateful to German Valencia and Alper Hayreter for providing the CEDM samples and aid in their use.

We congratulate our colleagues in the CERN accelerator departments for the excellent performance of the LHC and thank the technical and administrative staffs at CERN and at other CMS institutes for their contributions to the success of the CMS effort. In addition, we gratefully acknowledge the computing centers and personnel of the Worldwide LHC Computing Grid and other centers for delivering so effectively the computing infrastructure essential to our analyses. Finally, we acknowledge the enduring support for the construction and operation of the LHC, the CMS detector, and the supporting computing infrastructure provided by the following funding agencies: BMBWF and FWF (Austria); FNRS and FWO (Belgium); CNPq, CAPES, FAPERJ, FAPERGS, and FAPESP (Brazil); MES and BNSF (Bulgaria); CERN; CAS, MoST, and NSFC (China); MINCIENCIAS (Colombia); MSES and CSF (Croatia); RIF (Cyprus); SENESCYT (Ecuador); MoER, ERC PUT and ERDF (Estonia); Academy of Finland, MEC, and HIP (Finland); CEA and CNRS/IN2P3 (France); BMBF, DFG, and HGF (Germany); GSRI (Greece); NKFIH (Hungary); DAE and DST (India); IPM (Iran); SFI (Ireland); INFN (Italy); MSIP and NRF (Republic of Korea); MES (Latvia); LAS (Lithuania); MOE and UM (Malaysia); BUAP, CINVESTAV, CONACYT, LNS, SEP, and UASLP-FAI (Mexico); MOS (Montenegro); MBIE (New Zealand); PAEC (Pakistan); MES and NSC (Poland); FCT (Portugal); MESTD (Serbia); MCIN/AEI and PCTI (Spain); MOSTR (Sri Lanka); Swiss Funding Agencies (Switzerland); MST (Taipei); MHESI and NSTDA (Thailand); TUBITAK and TENMAK (Turkey); NASU (Ukraine); STFC (United Kingdom); DOE and NSF (USA).

Individuals have received support from the Marie-Curie program and the European Research Council and Horizon 2020 Grant, contract Nos. 675440, 724704, 752730, 758316, 765710, 824093, 884104, and COST Action CA16108 (European Union); the Leventis Foundation; the Alfred P. Sloan Foundation; the Alexander von Humboldt Foundation; the Belgian Federal Science Policy Office; the Fonds pour la Formation à la Recherche dans l'Industrie et dans l'Agriculture (FRIA-Belgium); the Agentschap voor Innovatie door Wetenschap en Technologie (IWT-Belgium); the F.R.S.-FNRS and FWO (Belgium) under the “Excellence of Science — EOS” — be.h project n. 30820817; the Beijing Municipal Science & Technology Commission, No. Z191100007219010; the Ministry of Education, Youth and Sports (MEYS) of the Czech Republic; the Hellenic Foundation for

Research and Innovation (HFRI), Project Number 2288 (Greece); the Deutsche Forschungsgemeinschaft (DFG), under Germany's Excellence Strategy — EXC 2121 "Quantum Universe" — 390833306, and under project number 400140256 - GRK2497; the Hungarian Academy of Sciences, the New National Excellence Program — ÚNKP, the NKFIH research grants K 124845, K 124850, K 128713, K 128786, K 129058, K 131991, K 133046, K 138136, K 143460, K 143477, 2020-2.2.1-ED-2021-00181, and TKP2021-NKTA-64 (Hungary); the Council of Science and Industrial Research, India; the Latvian Council of Science; the Ministry of Education and Science, project no. 2022/WK/14, and the National Science Center, contracts Opus 2021/41/B/ST2/01369 and 2021/43/B/ST2/01552 (Poland); the Fundação para a Ciência e a Tecnologia, grant CEECIND/01334/2018 (Portugal); the National Priorities Research Program by Qatar National Research Fund; MCIN/AEI/10.13039/501100011033, ERDF "a way of making Europe", and the Programa Estatal de Fomento de la Investigación Científica y Técnica de Excelencia María de Maeztu, grant MDM-2017-0765 and Programa Severo Ochoa del Principado de Asturias (Spain); the Chulalongkorn Academic into Its 2nd Century Project Advancement Project, and the National Science, Research and Innovation Fund via the Program Management Unit for Human Resources & Institutional Development, Research and Innovation, grant B05F650021 (Thailand); the Kavli Foundation; the Nvidia Corporation; the SuperMicro Corporation; the Welch Foundation, contract C-1845; and the Weston Havens Foundation (USA).

Open Access. This article is distributed under the terms of the Creative Commons Attribution License ([CC-BY 4.0](https://creativecommons.org/licenses/by/4.0/)), which permits any use, distribution and reproduction in any medium, provided the original author(s) and source are credited. SCOAP³ supports the goals of the International Year of Basic Sciences for Sustainable Development.

References

- [1] M. Kobayashi and T. Maskawa, *CP violation in the renormalizable theory of weak interaction*, *Prog. Theor. Phys.* **49** (1973) 652 [[INSPIRE](#)].
- [2] A. Hocker and Z. Ligeti, *CP violation and the CKM matrix*, *Ann. Rev. Nucl. Part. Sci.* **56** (2006) 501 [[hep-ph/0605217](#)] [[INSPIRE](#)].
- [3] NA48 collaboration, *A New measurement of direct CP violation in two pion decays of the neutral kaon*, *Phys. Lett. B* **465** (1999) 335 [[hep-ex/9909022](#)] [[INSPIRE](#)].
- [4] BABAR and BELLE collaborations, *The physics of the B factories*, *Eur. Phys. J. C* **74** (2014) 3026 [[arXiv:1406.6311](#)] [[INSPIRE](#)].
- [5] LHCb collaboration, *CP violation in charm at LHCb*, *Nuovo Cim. C* **42** (2020) 250 [[INSPIRE](#)].
- [6] PARTICLE DATA GROUP collaboration, *Review of Particle Physics*, *PTEP* **2020** (2020) 083C01 [[INSPIRE](#)].
- [7] S.L. Glashow, J. Iliopoulos and L. Maiani, *Weak interactions with lepton-hadron symmetry*, *Phys. Rev. D* **2** (1970) 1285 [[INSPIRE](#)].
- [8] D. Atwood, S. Bar-Shalom, G. Eilam and A. Soni, *CP violation in top physics*, *Phys. Rept.* **347** (2001) 1 [[hep-ph/0006032](#)] [[INSPIRE](#)].

- [9] S.K. Gupta, A.S. Mete and G. Valencia, *CP violating anomalous top-quark couplings at the LHC*, *Phys. Rev. D* **80** (2009) 034013 [[arXiv:0905.1074](#)] [[INSPIRE](#)].
- [10] A. Hayreter and G. Valencia, *T-odd correlations from the top-quark chromoelectric dipole moment in lepton plus jets top-pair events*, *Phys. Rev. D* **93** (2016) 014020 [[arXiv:1511.01464](#)] [[INSPIRE](#)].
- [11] S.K. Gupta and G. Valencia, *CP-odd correlations using jet momenta from $t\bar{t}$ events at the Tevatron*, *Phys. Rev. D* **81** (2010) 034013 [[arXiv:0912.0707](#)] [[INSPIRE](#)].
- [12] G. Valencia, *CP violation in top-quark physics*, *Nuovo Cim. C* **033** (2010) 263 [[arXiv:1007.4765](#)] [[INSPIRE](#)].
- [13] CMS collaboration, *Search for CP violation in $t\bar{t}$ production and decay in proton-proton collisions at $\sqrt{s} = 8$ TeV*, *JHEP* **03** (2017) 101 [[arXiv:1611.08931](#)] [[INSPIRE](#)].
- [14] HEPData, record for this analysis (2022), [DOI:10.17182/hepdata.114781](https://doi.org/10.17182/hepdata.114781).
- [15] CMS collaboration, *The CMS trigger system*, 2017 *JINST* **12** P01020 [[arXiv:1609.02366](#)] [[INSPIRE](#)].
- [16] CMS collaboration, *Commissioning of the CMS high-level trigger with cosmic rays*, 2010 *JINST* **5** T03005 [[arXiv:0911.4889](#)] [[INSPIRE](#)].
- [17] CMS collaboration, *The CMS experiment at the CERN LHC*, 2008 *JINST* **3** S08004 [[INSPIRE](#)].
- [18] CMS collaboration, *Precision luminosity measurement in proton-proton collisions at $\sqrt{s} = 13$ TeV in 2015 and 2016 at CMS*, *Eur. Phys. J. C* **81** (2021) 800 [[arXiv:2104.01927](#)] [[INSPIRE](#)].
- [19] CMS collaboration, *CMS luminosity measurement for the 2017 data-taking period at $\sqrt{s} = 13$ TeV*, *CMS-PAS-LUM-17-004*, CERN, Geneva (2018).
- [20] CMS collaboration, *CMS luminosity measurement for the 2018 data-taking period at $\sqrt{s} = 13$ TeV*, *CMS-PAS-LUM-18-002*, CERN, Geneva (2019).
- [21] P. Nason, *A New method for combining NLO QCD with shower Monte Carlo algorithms*, *JHEP* **11** (2004) 040 [[hep-ph/0409146](#)] [[INSPIRE](#)].
- [22] S. Frixione, P. Nason and C. Oleari, *Matching NLO QCD computations with parton shower simulations: the POWHEG method*, *JHEP* **11** (2007) 070 [[arXiv:0709.2092](#)] [[INSPIRE](#)].
- [23] S. Alioli, P. Nason, C. Oleari and E. Re, *A general framework for implementing NLO calculations in shower Monte Carlo programs: the POWHEG BOX*, *JHEP* **06** (2010) 043 [[arXiv:1002.2581](#)] [[INSPIRE](#)].
- [24] J.M. Campbell, R.K. Ellis, P. Nason and E. Re, *Top-pair production and decay at NLO matched with parton showers*, *JHEP* **04** (2015) 114 [[arXiv:1412.1828](#)] [[INSPIRE](#)].
- [25] T. Sjöstrand et al., *An introduction to PYTHIA 8.2*, *Comput. Phys. Commun.* **191** (2015) 159 [[arXiv:1410.3012](#)] [[INSPIRE](#)].
- [26] CMS collaboration, *Extraction and validation of a new set of CMS PYTHIA8 tunes from underlying-event measurements*, *Eur. Phys. J. C* **80** (2020) 4 [[arXiv:1903.12179](#)] [[INSPIRE](#)].
- [27] NNPDF collaboration, *Parton distributions from high-precision collider data*, *Eur. Phys. J. C* **77** (2017) 663 [[arXiv:1706.00428](#)] [[INSPIRE](#)].

- [28] J. Alwall et al., *The automated computation of tree-level and next-to-leading order differential cross sections, and their matching to parton shower simulations*, *JHEP* **07** (2014) 079 [[arXiv:1405.0301](#)] [[INSPIRE](#)].
- [29] R. Frederix and S. Frixione, *Merging meets matching in MC@NLO*, *JHEP* **12** (2012) 061 [[arXiv:1209.6215](#)] [[INSPIRE](#)].
- [30] CMS collaboration, *Event generator tunes obtained from underlying event and multiparton scattering measurements*, *Eur. Phys. J. C* **76** (2016) 155 [[arXiv:1512.00815](#)] [[INSPIRE](#)].
- [31] J. Alwall et al., *Comparative study of various algorithms for the merging of parton showers and matrix elements in hadronic collisions*, *Eur. Phys. J. C* **53** (2008) 473 [[arXiv:0706.2569](#)] [[INSPIRE](#)].
- [32] GEANT4 collaboration, *GEANT4 — a simulation toolkit*, *Nucl. Instrum. Meth. A* **506** (2003) 250 [[INSPIRE](#)].
- [33] CMS collaboration, *Measurement of the inelastic proton-proton cross section at $\sqrt{s} = 13$ TeV*, *JHEP* **07** (2018) 161 [[arXiv:1802.02613](#)] [[INSPIRE](#)].
- [34] CMS collaboration, *Particle-flow reconstruction and global event description with the CMS detector*, *2017 JINST* **12** P10003 [[arXiv:1706.04965](#)] [[INSPIRE](#)].
- [35] CMS collaboration, *Performance of electron reconstruction and selection with the CMS detector in proton-proton collisions at $\sqrt{s} = 8$ TeV*, *2015 JINST* **10** P06005 [[arXiv:1502.02701](#)] [[INSPIRE](#)].
- [36] CMS collaboration, *Electron and photon reconstruction and identification with the CMS experiment at the CERN LHC*, *2021 JINST* **16** P05014 [[arXiv:2012.06888](#)] [[INSPIRE](#)].
- [37] CMS collaboration, *Performance of the CMS muon detector and muon reconstruction with proton-proton collisions at $\sqrt{s} = 13$ TeV*, *2018 JINST* **13** P06015 [[arXiv:1804.04528](#)] [[INSPIRE](#)].
- [38] M. Cacciari, G.P. Salam and G. Soyez, *FastJet user manual*, *Eur. Phys. J. C* **72** (2012) 1896 [[arXiv:1111.6097](#)] [[INSPIRE](#)].
- [39] M. Cacciari, G.P. Salam and G. Soyez, *The anti- k_t jet clustering algorithm*, *JHEP* **04** (2008) 063 [[arXiv:0802.1189](#)] [[INSPIRE](#)].
- [40] CMS collaboration, *Identification of heavy-flavour jets with the CMS detector in pp collisions at 13 TeV*, *2018 JINST* **13** P05011 [[arXiv:1712.07158](#)] [[INSPIRE](#)].
- [41] CMS collaboration, *Measurements of the $t\bar{t}$ production cross section in lepton+jets final states in pp collisions at 8 TeV and ratio of 8 to 7 TeV cross sections*, *Eur. Phys. J. C* **77** (2017) 15 [[arXiv:1602.09024](#)] [[INSPIRE](#)].
- [42] CMS collaboration, *Identification of b-quark jets with the CMS experiment*, *2013 JINST* **8** P04013 [[arXiv:1211.4462](#)] [[INSPIRE](#)].
- [43] CMS collaboration, *Jet energy scale and resolution in the CMS experiment in pp collisions at 8 TeV*, *2017 JINST* **12** P02014 [[arXiv:1607.03663](#)] [[INSPIRE](#)].
- [44] A. Buckley et al., *LHAPDF6: parton density access in the LHC precision era*, *Eur. Phys. J. C* **75** (2015) 132 [[arXiv:1412.7420](#)] [[INSPIRE](#)].
- [45] J.R. Christiansen and P.Z. Skands, *String formation beyond leading colour*, *JHEP* **08** (2015) 003 [[arXiv:1505.01681](#)] [[INSPIRE](#)].



















- [46] S. Argyropoulos and T. Sjöstrand, *Effects of color reconnection on $t\bar{t}$ final states at the LHC*, *JHEP* **11** (2014) 043 [[arXiv:1407.6653](#)] [[INSPIRE](#)].
- [47] CMS collaboration, *Measurement of differential cross sections for top quark pair production using the lepton+jets final state in proton-proton collisions at 13 TeV*, *Phys. Rev. D* **95** (2017) 092001 [[arXiv:1610.04191](#)] [[INSPIRE](#)].
- [48] ATLAS collaboration, *Measurements of top-quark pair differential and double-differential cross-sections in the ℓ +jets channel with pp collisions at $\sqrt{s} = 13$ TeV using the ATLAS detector*, *Eur. Phys. J. C* **79** (2019) 1028 [Erratum *ibid.* **80** (2020) 1092] [[arXiv:1908.07305](#)] [[INSPIRE](#)].
- [49] N. Kidonakis, *NNLL threshold resummation for top-pair and single-top production*, *Phys. Part. Nucl.* **45** (2014) 714 [[arXiv:1210.7813](#)] [[INSPIRE](#)].
- [50] M. Czakon, D. Heymes and A. Mitov, *High-precision differential predictions for top-quark pairs at the LHC*, *Phys. Rev. Lett.* **116** (2016) 082003 [[arXiv:1511.00549](#)] [[INSPIRE](#)].
- [51] M. Czakon et al., *Top-pair production at the LHC through NNLO QCD and NLO EW*, *JHEP* **10** (2017) 186 [[arXiv:1705.04105](#)] [[INSPIRE](#)].
- [52] S. Catani et al., *Top-quark pair production at the LHC: Fully differential QCD predictions at NNLO*, *JHEP* **07** (2019) 100 [[arXiv:1906.06535](#)] [[INSPIRE](#)].
- [53] L. Lyons, D. Gibaut and P. Clifford, *How to combine correlated estimates of a single physical quantity*, *Nucl. Instrum. Meth. A* **270** (1988) 110 [[INSPIRE](#)].
- [54] CMS collaboration, *Measurement of the top quark polarization and $t\bar{t}$ spin correlations using dilepton final states in proton-proton collisions at $\sqrt{s} = 13$ TeV*, *Phys. Rev. D* **100** (2019) 072002 [[arXiv:1907.03729](#)] [[INSPIRE](#)].
- [55] W. Bernreuther and Z.-G. Si, *Top quark spin correlations and polarization at the LHC: standard model predictions and effects of anomalous top chromo moments*, *Phys. Lett. B* **725** (2013) 115 [[arXiv:1305.2066](#)] [[INSPIRE](#)].
- [56] W. Bernreuther, D. Heisler and Z.-G. Si, *A set of top quark spin correlation and polarization observables for the LHC: Standard Model predictions and new physics contributions*, *JHEP* **12** (2015) 026 [[arXiv:1508.05271](#)] [[INSPIRE](#)].

The CMS collaboration

Yerevan Physics Institute, Yerevan, Armenia

A. Tumasyan¹ 













Institut für Hochenergiephysik, Vienna, Austria

W. Adam , J.W. Andrejkovic, T. Bergauer , S. Chatterjee , K. Damanakis , M. Dragicevic , A. Escalante Del Valle , R. Frühwirth² , M. Jeitler² , N. Krammer , L. Lechner , D. Liko , I. Mikulec , P. Paulitsch, F.M. Pitters, J. Schieck² , R. Schöfbeck , D. Schwarz , S. Tempel , W. Waltenberger , C.-E. Wulz² 

















Universiteit Antwerpen, Antwerpen, Belgium

M.R. Darwish³ , E.A. De Wolf, T. Janssen , T. Kello⁴, A. Lelek , H. Rejeb Sfar, P. Van Mechelen , S. Van Putte , N. Van Remortel 











Vrije Universiteit Brussel, Brussel, Belgium

E.S. Bols , J. D'Hondt , A. De Moor , M. Delcourt , H. El Faham , S. Lowette , S. Moortgat , A. Morton , D. Müller , A.R. Sahasransu , S. Tavernier , W. Van Doninck, D. Vannerom 


















Université Libre de Bruxelles, Bruxelles, Belgium

D. Beghin, B. Bilin , B. Clerbaux , G. De Lentdecker , L. Favart , A.K. Kalsi , K. Lee , M. Mahdavihorrani , I. Makarenko , L. Moureaux , S. Paredes , L. Pétré , A. Popov , N. Postiau, E. Starling , L. Thomas , M. Vanden Bemden, C. Vander Velde , P. Vanlaer 

Ghent University, Ghent, Belgium

T. Cornelis , D. Dobur , J. Knolle , L. Lambrecht , G. Mestdach, M. Niedziela , C. Rendón, C. Roskas , A. Samalan, K. Skovpen , M. Tytgat , N. Van Den Bossche , B. Vermassen, L. Wezenbeek 





















Université Catholique de Louvain, Louvain-la-Neuve, Belgium

A. Benecke , A. Bethani , G. Bruno , F. Bury , C. Caputo , P. David , C. De-laere , I.S. Donertas , A. Giammanco , K. Jaffel , Sa. Jain , V. Lemaitre, K. Mondal , J. Prisciandaro, A. Taliercio , M. Teklishyn , T.T. Tran , P. Vischia , S. Wertz 









Centro Brasileiro de Pesquisas Fisicas, Rio de Janeiro, Brazil

G.A. Alves , C. Hensel , A. Moraes , P. Rebello Teles 

Universidade do Estado do Rio de Janeiro, Rio de Janeiro, Brazil

W.L. Aldá Júnior , M. Alves Gallo Pereira , M. Barroso Ferreira Filho , H. Brandao Malbouisson , W. Carvalho , J. Chinellato⁵, E.M. Da Costa , G.G. Da Silveira⁶ , D. De Jesus Damiao , V. Dos Santos Sousa , S. Fonseca De Souza , C. Mora Herrera , K. Mota Amarilo , L. Mundim , H. Nogima , A. Santoro , S.M. Silva Do Amaral , A. Sznajder , M. Thiel , F. Torres Da Silva De Araujo⁷ , A. Vilela Pereira 

Universidade Estadual Paulista, Universidade Federal do ABC, São Paulo, Brazil

C.A. Bernardes⁶ , L. Calligaris , T.R. Fernandez Perez Tomei , E.M. Gregores , D. S. Lemos , P.G. Mercadante , S.F. Novaes , Sandra S. Padula 




Institute for Nuclear Research and Nuclear Energy, Bulgarian Academy of Sciences, Sofia, Bulgaria

A. Aleksandrov , G. Antchev , R. Hadjiiska , P. Iaydjiev , M. Misheva , M. Rodozov, M. Shopova , G. Sultanov 





University of Sofia, Sofia, Bulgaria

A. Dimitrov , T. Ivanov , L. Litov , B. Pavlov , P. Petkov , A. Petrov

















Beihang University, Beijing, China

T. Cheng , T. Javaid⁸, M. Mittal , L. Yuan 








Department of Physics, Tsinghua University, Beijing, China

M. Ahmad , G. Bauer, C. Dozen , Z. Hu , J. Martins⁹ , Y. Wang, K. Yi^{10,11}

Institute of High Energy Physics, Beijing, China

E. Chapon , G.M. Chen⁸ , H.S. Chen⁸ , M. Chen , F. Iemmi , A. Kapoor , D. Leggat, H. Liao , Z.-A. Liu¹² , V. Milosevic , F. Monti , R. Sharma , J. Tao , J. Thomas-Wilsker , J. Wang , H. Zhang , J. Zhao 

State Key Laboratory of Nuclear Physics and Technology, Peking University, Beijing, China

A. Agapitos , Y. An , Y. Ban , C. Chen, A. Levin , Q. Li , X. Lyu, Y. Mao, S.J. Qian , D. Wang , J. Xiao , H. Yang

Sun Yat-Sen University, Guangzhou, China

M. Lu , Z. You 

Institute of Modern Physics and Key Laboratory of Nuclear Physics and Ion-beam Application (MOE) - Fudan University, Shanghai, China

X. Gao⁴ , H. Okawa , Y. Zhang 



Zhejiang University, Hangzhou, Zhejiang, China

Z. Lin , M. Xiao 

Universidad de Los Andes, Bogota, Colombia









































C. Avila , A. Cabrera , C. Florez , J. Fraga 

Universidad de Antioquia, Medellin, Colombia




























J. Mejia Guisao , F. Ramirez , J.D. Ruiz Alvarez 

University of Split, Faculty of Electrical Engineering, Mechanical Engineering and Naval Architecture, Split, Croatia
















D. Giljanovic , N. Godinovic , D. Lelas , I. Puljak 

University of Split, Faculty of Science, Split, CroatiaZ. Antunovic, M. Kovac , T. Sculac **Institute Rudjer Boskovic, Zagreb, Croatia**V. Brigljevic , D. Ferencek , D. Majumder , M. Roguljic , A. Starodumov¹³ , T. Susa **University of Cyprus, Nicosia, Cyprus**A. Attikis , K. Christoforou , G. Kole , M. Kolosova , S. Konstantinou , J. Mousa , C. Nicolaou, F. Ptochos , P.A. Razis , H. Rykaczewski, H. Saka **Charles University, Prague, Czech Republic**M. Finger¹³ , M. Finger Jr.¹³ , A. Kveton **Escuela Politecnica Nacional, Quito, Ecuador**E. Ayala **Universidad San Francisco de Quito, Quito, Ecuador**E. Carrera Jarrin **Academy of Scientific Research and Technology of the Arab Republic of Egypt, Egyptian Network of High Energy Physics, Cairo, Egypt**A. Ellithi Kamel¹⁴, E. Salama^{15,16} **Center for High Energy Physics (CHEP-FU), Fayoum University, El-Fayoum, Egypt**A. Lotfy , M.A. Mahmoud **National Institute of Chemical Physics and Biophysics, Tallinn, Estonia**S. Bhowmik , R.K. Dewanjee , K. Ehataht , M. Kadastik, S. Nandan , C. Nielsen , J. Pata , M. Raidal , L. Tani , C. Veelken **Department of Physics, University of Helsinki, Helsinki, Finland**P. Eerola , H. Kirschenmann , K. Osterberg , M. Voutilainen **Helsinki Institute of Physics, Helsinki, Finland**S. Bharthuar , E. Brücken , F. Garcia , J. Havukainen , M.S. Kim , R. Kinnunen, T. Lampén , K. Lassila-Perini , S. Lehti , T. Lindén , M. Lotti, L. Martikainen , M. Myllymäki , J. Ott , M.m. Rantanen , H. Siikonen , E. Tuominen , J. Tuominiemi **Lappeenranta-Lahti University of Technology, Lappeenranta, Finland**P. Luukka , H. Petrow , T. Tuuva**IRFU, CEA, Université Paris-Saclay, Gif-sur-Yvette, France**C. Amendola , M. Besancon , F. Couderc , M. Dejardin , D. Denegri, J.L. Faure, F. Ferri , S. Ganjour , P. Gras , G. Hamel de Monchenault , P. Jarry , B. Lenzi , J. Malcles , J. Rander, A. Rosowsky , M.Ö. Sahin , A. Savoy-Navarro¹⁷ , P. Simkina , M. Titov , G.B. Yu 


























Laboratoire Leprince-Ringuet, CNRS/IN2P3, Ecole Polytechnique, Institut Polytechnique de Paris, Palaiseau, France

S. Ahuja , F. Beaudette , M. Bonanomi , A. Buchot Perraguin , P. Busson , A. Cappati , C. Charlot , O. Davignon , B. Diab , G. Falmagne , B.A. Fontana Santos Alves , S. Ghosh , R. Granier de Cassagnac , A. Hakimi , I. Kucher , J. Motta , M. Nguyen , C. Ochando , P. Paganini , J. Rembser , R. Salerno , U. Sarkar , J.B. Sauvan , Y. Sirois , A. Tarabini , A. Zabi , A. Zghiche 

Université de Strasbourg, CNRS, IPHC UMR 7178, Strasbourg, France

J.-L. Agram¹⁸ , J. Andrea , D. Apparu , D. Bloch , G. Bourgatte , J.-M. Brom , E.C. Chabert , C. Collard , D. Darej , J.-C. Fontaine¹⁸ , U. Goerlach , C. Grimault , A.-C. Le Bihan , E. Nibigira , P. Van Hove 

Institut de Physique des 2 Infinis de Lyon (IP2I), Villeurbanne, France

E. Asilar , S. Beauceron , C. Bernet , G. Boudoul , C. Camen , A. Carle , N. Chanon , D. Contardo , P. Depasse , H. El Mamouni , J. Fay , S. Gascon , M. Gouzevitch , B. Ille , I.B. Laktineh , H. Lattaud , A. Lesauvage , M. Lethuillier , L. Mirabito , S. Perries , K. Shchablo , V. Sordini , G. Touquet , M. Vander Donckt , S. Viret 


























Georgian Technical University, Tbilisi, Georgia

A. Khvedelidze¹³ , I. Lomidze , Z. Tsamalaidze¹³ 












RWTH Aachen University, I. Physikalisches Institut, Aachen, Germany

V. Botta , L. Feld , K. Klein , M. Lipinski , D. Meuser , A. Pauls , N. Röwert , J. Schulz , M. Teroerde 


















































RWTH Aachen University, III. Physikalisches Institut A, Aachen, Germany























A. Dodonova , D. Eliseev , M. Erdmann , P. Fackeldey , B. Fischer , T. Hebbeker , K. Hoepfner , F. Ivone , L. Mastrolorenzo , M. Merschmeyer , A. Meyer , G. Moccellini , S. Mondal , S. Mukherjee , D. Noll , A. Novak , A. Pozdnyakov , Y. Rath , H. Reithler , A. Schmidt , S.C. Schuler , A. Sharma , L. Vigilante , S. Wiedenbeck , S. Zaleski 

RWTH Aachen University, III. Physikalisches Institut B, Aachen, Germany































C. Dziwok , G. Flügge , W. Haj Ahmad¹⁹ , O. Hlushchenko , T. Kress , A. Nowack , O. Pooth , D. Roy , A. Stahl²⁰ , T. Ziemons , A. Zotz 

Deutsches Elektronen-Synchrotron, Hamburg, Germany




























H. Aarup Petersen , M. Aldaya Martin , P. Asmuss , S. Baxter , M. Bayatmakou , O. Behnke , A. Bermúdez Martínez , S. Bhattacharya , A.A. Bin Anuar , F. Blekman , K. Borrás²¹ , D. Brunner , A. Campbell , A. Cardini , C. Cheng , F. Colombina , S. Consuegra Rodríguez , G. Correia Silva , M. De Silva , L. Didukh , G. Eckerlin , D. Eckstein , L.I. Estevez Banos , O. Filatov , E. Gallo²² , A. Geiser , A. Giraldi , G. Greau , A. Grohsjean , M. Guthoff , A. Jafari²³ , N.Z. Jomhari , A. Kasem²¹ , M. Kasemann , H. Kaveh , C. Kleinwort , R. Kogler , D. Krücker , W. Lange , K. Lipka , W. Lohmann²⁴ , R. Mankel , I.-A. Melzer-Pellmann , M. Mendizabal Morentin , J. Metwally , A.B. Meyer , M. Meyer , J. Mnich , A. Mussgiller 

A. Nürnberg , Y. Otarid, D. Pérez Adán , D. Pitzl, A. Raspereza, B. Ribeiro Lopes , J. Rübenach, A. Saggio , A. Saibel , M. Savitskyi , M. Scham²⁵ , V. Scheurer, S. Schnake , P. Schütze , C. Schwanenberger²² , M. Shchedrolosiev , R.E. Sosa Ricardo , D. Stafford, N. Tonon , M. Van De Klundert , F. Vazzoler , R. Walsh , D. Walter , Q. Wang , Y. Wen , K. Wichmann, L. Wiens , C. Wissing , S. Wuchterl 



University of Hamburg, Hamburg, Germany

R. Aggleton, S. Albrecht , S. Bein , L. Benato , P. Connor , K. De Leo , M. Eich, K. El Morabit , F. Feindt, A. Fröhlich, C. Garbers , E. Garutti , P. Gunnellini, M. Hajheidari, J. Haller , A. Hinzmann , G. Kasieczka , R. Klanner , T. Kramer , V. Kutzner , J. Lange , T. Lange , A. Lobanov , A. Malara , C. Matthies , A. Mehta , A. Nigamova , K.J. Pena Rodriguez , M. Rieger , O. Rieger, P. Schleper , M. Schröder , J. Schwandt , J. Sonneveld , H. Stadie , G. Steinbrück , A. Tews, I. Zoi 










Karlsruher Institut fuer Technologie, Karlsruhe, Germany

J. Bechtel , S. Brommer , M. Burkart, E. Butz , R. Caspart , T. Chwalek , W. De Boer[†], A. Dierlamm , A. Droll, N. Faltermann , M. Giffels , J.O. Gosewisch, A. Gottmann , F. Hartmann²⁰ , C. Heidecker, U. Husemann , P. Keicher, R. Koppenhöfer , S. Maier , S. Mitra , Th. Müller , M. Neukum, G. Quast , K. Rabbertz , J. Rauser, D. Savoie , M. Schnepf, D. Seith, I. Shvetsov, H.J. Simonis , R. Ulrich , J. Van Der Linden , R.F. Von Cube , M. Wassmer , M. Weber , S. Wieland , R. Wolf , S. Wozniewski , S. Wunsch

Institute of Nuclear and Particle Physics (INPP), NCSR Demokritos, Aghia Paraskevi, Greece

G. Anagnostou, G. Daskalakis , A. Kyriakis, A. Stakia 







National and Kapodistrian University of Athens, Athens, Greece

M. Diamantopoulou, D. Karasavvas, P. Kontaxakis , C.K. Koraka , A. Manousakis-Katsikakis , A. Panagiotou, I. Papavergou , N. Saoulidou , K. Theofilatos , E. Tziiferi , K. Vellidis , E. Vourliotis 

National Technical University of Athens, Athens, Greece

G. Bakas , K. Kousouris , I. Papakrivopoulos , G. Tsipolitis, A. Zacharopoulou






University of Ioánnina, Ioánnina, Greece























































K. Adamidis, I. Bestintzanos, I. Evangelou , C. Foudas, P. Gianneios , P. Katsoulis, P. Kokkas , N. Manthos , I. Papadopoulos , J. Strologas 

MTA-ELTE Lendület CMS Particle and Nuclear Physics Group, Eötvös Loránd University, Budapest, Hungary

M. Csanád , K. Farkas , M.M.A. Gadallah²⁶ , S. Lökös²⁷ , P. Major , K. Mandal , G. Pásztor , A.J. Rádl , O. Surányi , G.I. Veres 

Wigner Research Centre for Physics, Budapest, Hungary

M. Bartók²⁸ , G. Bencze, C. Hajdu , D. Horvath^{29,30} , F. Sikler , V. Veszpremi 

Institute of Nuclear Research ATOMKI, Debrecen, HungaryS. Czellar, D. Fasanella , F. Fienga , J. Karancsi²⁸ , J. Molnar, Z. Szillasi, D. Teyssier **Institute of Physics, University of Debrecen, Debrecen, Hungary**P. Raics, Z.L. Trocsanyi³¹ , B. Ujvari³² **Karoly Robert Campus, MATE Institute of Technology, Gyongyos, Hungary**T. Csorgo³³ , F. Nemes³³ , T. Novak **Panjab University, Chandigarh, India**S. Bansal , S.B. Beri, V. Bhatnagar , G. Chaudhary , S. Chauhan , N. Dhingra³⁴ , R. Gupta, A. Kaur , H. Kaur , M. Kaur , P. Kumari , M. Meena , K. Sandeep , J.B. Singh³⁵ , A. K. Viridi **University of Delhi, Delhi, India**A. Ahmed , A. Bhardwaj , B.C. Choudhary , M. Gola, S. Keshri , A. Kumar , M. Naimuddin , P. Priyanka , K. Ranjan , S. Saumya , A. Shah **Saha Institute of Nuclear Physics, HBNI, Kolkata, India**M. Bharti³⁶, R. Bhattacharya , S. Bhattacharya , D. Bhowmik, S. Dutta , S. Dutta, B. Gomber³⁷ , M. Maity³⁸, P. Palit , P.K. Rout , G. Saha , B. Sahu , S. Sarkar, M. Sharan**Indian Institute of Technology Madras, Madras, India**P.K. Behera , S.C. Behera , P. Kalbhor , J.R. Komaragiri³⁹ , D. Kumar³⁹ , A. Muhammad , L. Panwar³⁹ , R. Pradhan , P.R. Pujahari , A. Sharma , A.K. Sikdar , P.C. Tiwari³⁹ **Bhabha Atomic Research Centre, Mumbai, India**K. Naskar⁴⁰ **Tata Institute of Fundamental Research-A, Mumbai, India**T. Aziz, S. Dugad, M. Kumar , G.B. Mohanty **Tata Institute of Fundamental Research-B, Mumbai, India**S. Banerjee , R. Chudasama , M. Guchait , S. Karmakar , S. Kumar , G. Majumder , K. Mazumdar , S. Mukherjee **National Institute of Science Education and Research, An OCC of Homi Bhabha National Institute, Bhubaneswar, Odisha, India**S. Bahinipati⁴¹ , C. Kar , P. Mal , T. Mishra , V.K. Muraleedharan Nair Bindhu⁴² , A. Nayak⁴² , P. Saha , N. Sur , S.K. Swain, D. Vats⁴² **Indian Institute of Science Education and Research (IISER), Pune, India**A. Alpana , S. Dube , B. Kansal , A. Laha , S. Pandey , A. Rastogi , S. Sharma **Isfahan University of Technology, Isfahan, Iran**A. Gholami⁴³, E. Khazaie , M. Zeinali⁴⁴ 

































Institute for Research in Fundamental Sciences (IPM), Tehran, Iran

S. Chenarani⁴⁵ , S.M. Etesami , M. Khakzad , M. Mohammadi Najafabadi 





























University College Dublin, Dublin, Ireland

M. Grunewald 






INFN Sezione di Bari^a, Università di Bari^b, Politecnico di Bari^c, Bari, Italy

M. Abbrescia^{a,b} , R. Aly^{a,c,46} , C. Aruta^{a,b} , A. Colaleo^a , D. Creanza^{a,c} ,
N. De Filippis^{a,c} , M. De Palma^{a,b} , A. Di Florio^{a,b} , A. Di Pilato^{a,b} ,
W. Elmetenawee^{a,b} , F. Errico^{a,b} , L. Fiore^a , G. Iaselli^{a,c} , M. Ince^{a,b} ,
S. Lezki^{a,b} , G. Maggi^{a,c} , M. Maggi^a , I. Margjeka^{a,b} , V. Mastrapasqua^{a,b} ,
S. My^{a,b} , S. Nuzzo^{a,b} , A. Pellecchia^{a,b} , A. Pompili^{a,b} , G. Pugliese^{a,c} ,
D. Ramos^a , A. Ranieri^a , G. Selvaggi^{a,b} , L. Silvestris^a , F.M. Simone^{a,b} ,
Ü. Sözbilir^a , R. Venditti^a , P. Verwilligen^a 
















INFN Sezione di Bologna^a, Università di Bologna^b, Bologna, Italy

G. Abbiendi^a , C. Battilana^{a,b} , D. Bonacorsi^{a,b} , L. Borgonovi^a , L. Brigliadori^a,
R. Campanini^{a,b} , P. Capiluppi^{a,b} , A. Castro^{a,b} , F.R. Cavallo^a , C. Ciocca^a ,
M. Cuffiani^{a,b} , G.M. Dallavalle^a , T. Diotallevi^{a,b} , F. Fabbri^a , A. Fanfani^{a,b} ,
P. Giacomelli^a , L. Giommi^{a,b} , C. Grandi^a , L. Guiducci^{a,b} , S. Lo Meo^{a,47} ,
L. Lunerti^{a,b} , S. Marcellini^a , G. Masetti^a , F.L. Navarria^{a,b} , A. Perrotta^a ,
F. Primavera^{a,b} , A.M. Rossi^{a,b} , T. Rovelli^{a,b} , G.P. Siroli^{a,b} 

INFN Sezione di Catania^a, Università di Catania^b, Catania, Italy

S. Albergo^{a,b,48} , S. Costa^{a,b,48} , A. Di Mattia^a , R. Potenza^{a,b}, A. Tricoli^{a,b,48} ,
C. Tuve^{a,b} 

INFN Sezione di Firenze^a, Università di Firenze^b, Firenze, Italy

G. Barbagli^a , A. Cassese^a , R. Ceccarelli^{a,b} , V. Ciulli^{a,b} , C. Civinini^a ,
R. D'Alessandro^{a,b} , E. Focardi^{a,b} , G. Latino^{a,b} , P. Lenzi^{a,b} , M. Lizzo^{a,b} ,
M. Meschini^a , S. Paoletti^a , R. Seidita^{a,b} , G. Sguazzoni^a , L. Viliani^a 

























INFN Laboratori Nazionali di Frascati, Frascati, Italy

L. Benussi , S. Bianco , D. Piccolo 












INFN Sezione di Genova^a, Università di Genova^b, Genova, Italy

M. Bozzo^{a,b} , F. Ferro^a , R. Mulargia^a , E. Robutti^a , S. Tosi^{a,b} 


























INFN Sezione di Milano-Bicocca^a, Università di Milano-Bicocca^b, Milano, Italy

A. Benaglia^a , G. Boldrini^a , F. Brivio^{a,b} , F. Ceteorelli^{a,b} , F. De Guio^{a,b} ,
M.E. Dinardo^{a,b} , P. Dini^a , S. Gennai^a , A. Ghezzi^{a,b} , P. Govoni^{a,b} , L. Guzzi^{a,b} ,
M.T. Lucchini^{a,b} , M. Malberti^a , S. Malvezzi^a , A. Massironi^a , D. Menasce^a ,
L. Moroni^a , M. Paganoni^{a,b} , D. Pedrini^a , B.S. Pinolini^a, S. Ragazzi^{a,b} ,
N. Redaelli^a , T. Tabarelli de Fatis^{a,b} , D. Valsecchi^{a,b,20} , D. Zuolo^{a,b} 











INFN Sezione di Napoli^a, Università di Napoli 'Federico II'^b, Napoli, Italy; Università della Basilicata^c, Potenza, Italy; Università G. Marconi^d, Roma, Italy

S. Buontempo^a , F. Carnevali^{a,b} , N. Cavallo^{a,c} , A. De Iorio^{a,b} , F. Fabozzi^{a,c} , A.O.M. Iorio^{a,b} , L. Lista^{a,b,49} , S. Meola^{a,d,20} , P. Paolucci^{a,20} , B. Rossi^a , C. Sciacca^{a,b} 















INFN Sezione di Padova^a, Università di Padova^b, Padova, Italy; Università di Trento^c, Trento, Italy

P. Azzi^a , N. Bacchetta^a , D. Bisello^{a,b} , P. Bortignon^a , A. Bragagnolo^{a,b} , R. Carlin^{a,b} , P. Checchia^a , T. Dorigo^a , U. Dosselli^a , F. Gasparini^{a,b} , U. Gasparini^{a,b} , G. Grosso^a, L. Layer^{a,50}, E. Lusiani^a , M. Margoni^{a,b} , F. Marini^a , A.T. Meneguzzo^{a,b} , J. Pazzini^{a,b} , P. Ronchese^{a,b} , R. Rossin^{a,b} , F. Simonetto^{a,b} , G. Strong^a , M. Tosi^{a,b} , H. Yarar^{a,b}, M. Zanetti^{a,b} , P. Zotto^{a,b} , A. Zucchetta^{a,b} , G. Zumerle^{a,b} 


































INFN Sezione di Pavia^a, Università di Pavia^b, Pavia, Italy

C. Aimè^{a,b} , A. Braghieri^a , S. Calzaferri^{a,b} , D. Fiorina^{a,b} , P. Montagna^{a,b} , S.P. Ratti^{a,b}, V. Re^a , C. Riccardi^{a,b} , P. Salvini^a , I. Vai^a , P. Vitulo^{a,b} 




INFN Sezione di Perugia^a, Università di Perugia^b, Perugia, Italy

P. Asenov^{a,51} , G.M. Bilei^a , D. Ciangottini^{a,b} , L. Fanò^{a,b} , M. Magherini^{a,b} , G. Mantovani^{a,b}, V. Mariani^{a,b} , M. Menichelli^a , F. Moscatelli^{a,51} , A. Piccinelli^{a,b} , M. Presilla^{a,b} , A. Rossi^{a,b} , A. Santocchia^{a,b} , D. Spiga^a , T. Tedeschi^{a,b} 
















INFN Sezione di Pisa^a, Università di Pisa^b, Scuola Normale Superiore di Pisa^c, Pisa, Italy; Università di Siena^d, Siena, Italy




















P. Azzurri^a , G. Bagliesi^a , V. Bertacchi^{a,c} , L. Bianchini^a , T. Boccali^a , E. Bossini^{a,b} , R. Castaldi^a , M.A. Ciocci^{a,b} , V. D'Amante^{a,d} , R. Dell'Orso^a , M.R. Di Domenico^{a,d} , S. Donato^a , A. Giassi^a , F. Ligabue^{a,c} , E. Manca^{a,c} , G. Mandorli^{a,c} , D. Matos Figueiredo^a , A. Messineo^{a,b} , M. Musich^a , F. Palla^a , S. Parolia^{a,b} , G. Ramirez-Sanchez^{a,c} , A. Rizzi^{a,b} , G. Rolandi^{a,c} , S. Roy Chowdhury^{a,c} , A. Scribano^a , N. Shafiei^{a,b} , P. Spagnolo^a , R. Tenchini^a , G. Tonelli^{a,b} , N. Turini^{a,d} , A. Venturi^a , P.G. Verdini^a 

INFN Sezione di Roma^a, Sapienza Università di Roma^b, Roma, Italy

P. Barria^a , M. Campana^{a,b} , F. Cavallari^a , D. Del Re^{a,b} , E. Di Marco^a , M. Diemoz^a , E. Longo^{a,b} , P. Meridiani^a , G. Organtini^{a,b} , F. Pandolfi^a , R. Paramatti^{a,b} , C. Quaranta^{a,b} , S. Rahatlou^{a,b} , C. Rovelli^a , F. Santanastasio^{a,b} , L. Soffi^a , R. Tramontano^{a,b} 

INFN Sezione di Torino^a, Università di Torino^b, Torino, Italy; Università del Piemonte Orientale^c, Novara, Italy












N. Amapane^{a,b} , R. Arcidiacono^{a,c} , S. Argiro^{a,b} , M. Arneodo^{a,c} , N. Bartosik^a , R. Bellan^{a,b} , A. Bellora^{a,b} , J. Berenguer Antequera^{a,b} , C. Biino^a , N. Cartiglia^a , M. Costa^{a,b} , R. Covarelli^{a,b} , N. Demaria^a , M. Grippo^{a,b} , B. Kiani^{a,b} 

F. Legger^a , C. Mariotti^a , S. Maselli^a , A. Mecca^{a,b} , E. Migliore^{a,b} ,
 E. Monteil^{a,b} , M. Monteno^a , M.M. Obertino^{a,b} , G. Ortona^a , L. Pacher^{a,b} ,
 N. Pastrone^a , M. Pelliccioni^a , M. Ruspa^{a,c} , K. Shchelina^a , F. Siviero^{a,b} ,
 V. Sola^a , A. Solano^{a,b} , D. Soldi^{a,b} , A. Staiano^a , M. Tornago^{a,b} , D. Trocino^a ,
 G. Umoret^{a,b} , A. Vagnerini^{a,b}

INFN Sezione di Trieste^a, Università di Trieste^b, Trieste, Italy

S. Belforte^a , V. Candelise^{a,b} , M. Casarsa^a , F. Cossutti^a , A. Da Rold^{a,b} ,
 G. Della Ricca^{a,b} , G. Sorrentino^{a,b} 

Kyungpook National University, Daegu, Korea

S. Dogra , C. Huh , B. Kim , D.H. Kim , G.N. Kim , J. Kim , J. Lee , S.W. Lee ,
 C.S. Moon , Y.D. Oh , S.I. Pak , S. Sekmen , Y.C. Yang 

Chonnam National University, Institute for Universe and Elementary Particles, Kwangju, Korea

H. Kim , D.H. Moon 

Hanyang University, Seoul, Korea

B. Francois , T.J. Kim , J. Park 

Korea University, Seoul, Korea

S. Cho, S. Choi , B. Hong , K. Lee, K.S. Lee , J. Lim, J. Park, S.K. Park, J. Yoo 












Kyung Hee University, Department of Physics, Seoul, Korea

J. Goh , A. Gurtu 










Sejong University, Seoul, Korea

H. S. Kim , Y. Kim

Seoul National University, Seoul, Korea

J. Almond, J.H. Bhyun, J. Choi , S. Jeon , J. Kim , J.S. Kim, S. Ko , H. Kwon ,
 H. Lee , S. Lee, B.H. Oh , M. Oh , S.B. Oh , H. Seo , U.K. Yang, I. Yoon 




University of Seoul, Seoul, Korea

W. Jang , D.Y. Kang, Y. Kang , S. Kim , B. Ko, J.S.H. Lee , Y. Lee , J.A. Merlin,
 I.C. Park , Y. Roh, M.S. Ryu , D. Song, I.J. Watson , S. Yang 

Yonsei University, Department of Physics, Seoul, Korea

S. Ha , H.D. Yoo 

Sungkyunkwan University, Suwon, Korea

M. Choi , H. Lee, Y. Lee , I. Yu 

College of Engineering and Technology, American University of the Middle East (AUM), Dasman, Kuwait

T. Beyrouthy, Y. Maghrbi 

Riga Technical University, Riga, Latvia

K. Dreimanis , V. Veckalns 






Vilnius University, Vilnius, Lithuania

M. Ambrozias , A. Carvalho Antunes De Oliveira , A. Juodagalvis , A. Rinkevicius ,
G. Tamulaitis 









National Centre for Particle Physics, Universiti Malaya, Kuala Lumpur, Malaysia

N. Bin Norjoharuddeen , S.Y. Hoh , Z. Zolkapli

Universidad de Sonora (UNISON), Hermosillo, Mexico

J.F. Benitez , A. Castaneda Hernandez , H.A. Encinas Acosta, L.G. Gallegos Mariñez,
M. León Coello , J.A. Murillo Quijada , A. Sehrawat , L. Valencia Palomo 

Centro de Investigacion y de Estudios Avanzados del IPN, Mexico City, Mexico

G. Ayala , H. Castilla-Valdez , E. De La Cruz-Burelo , I. Heredia-De La Cruz ⁵² ,
R. Lopez-Fernandez , C.A. Mondragon Herrera, D.A. Perez Navarro , R. Reyes-
Almanza , A. Sánchez Hernández 


Universidad Iberoamericana, Mexico City, Mexico

S. Carrillo Moreno, C. Oropeza Barrera , F. Vazquez Valencia 

Benemerita Universidad Autonoma de Puebla, Puebla, Mexico

I. Pedraza , H.A. Salazar Ibarquen , C. Uribe Estrada 

University of Montenegro, Podgorica, Montenegro

J. Mijuskovic ⁵³, N. Raicevic 






University of Auckland, Auckland, New Zealand

D. Krofcheck 

University of Canterbury, Christchurch, New Zealand

P.H. Butler 

National Centre for Physics, Quaid-I-Azam University, Islamabad, Pakistan

A. Ahmad , M.I. Asghar, A. Awais , M.I.M. Awan, M. Gul , H.R. Hoorani ,
W.A. Khan , M.A. Shah, M. Shoaib , M. Waqas 

AGH University of Science and Technology Faculty of Computer Science, Electronics and Telecommunications, Krakow, Poland

V. Avati, L. Grzanka , M. Malawski 














National Centre for Nuclear Research, Swierk, Poland

H. Bialkowska , M. Bluj , B. Boimska , M. Górski , M. Kazana , M. Szeper ,
P. Zalewski 

Institute of Experimental Physics, Faculty of Physics, University of Warsaw, Warsaw, Poland

K. Bunkowski , K. Doroba , A. Kalinowski , M. Konecki , J. Krolikowski 


























Laboratório de Instrumentação e Física Experimental de Partículas, Lisboa, Portugal

M. Araujo , P. Bargassa , D. Bastos , A. Boletti , P. Faccioli , M. Gallinaro , J. Hollar , N. Leonardo , T. Niknejad , M. Pisano , J. Seixas , O. Toldaiev , J. Varela 


VINCA Institute of Nuclear Sciences, University of Belgrade, Belgrade, Serbia

P. Adzic ⁵⁴ , M. Dordevic , P. Milenovic , J. Milosevic 















Centro de Investigaciones Energéticas Medioambientales y Tecnológicas (CIEMAT), Madrid, Spain

M. Aguilar-Benitez, J. Alcaraz Maestre , A. Álvarez Fernández , I. Bachiller, M. Barrio Luna, Cristina F. Bedoya , C.A. Carrillo Montoya , M. Cepeda , M. Cerrada , N. Colino , B. De La Cruz , A. Delgado Peris , J.P. Fernández Ramos , J. Flix , M.C. Fouz , O. Gonzalez Lopez , S. Goy Lopez , J.M. Hernandez , M.I. Josa , J. León Holgado , D. Moran , Á. Navarro Tobar , C. Perez Dengra , A. Pérez-Calero Yzquierdo , J. Puerta Pelayo , I. Redondo , L. Romero, S. Sánchez Navas , L. Urda Gómez , C. Willmott


















Universidad Autónoma de Madrid, Madrid, Spain

J.F. de Trocóniz 

Universidad de Oviedo, Instituto Universitario de Ciencias y Tecnologías Espaciales de Asturias (ICTEA), Oviedo, Spain

B. Alvarez Gonzalez , J. Cuevas , C. Erice , J. Fernandez Menendez , S. Folgueras , I. Gonzalez Caballero , J.R. González Fernández , E. Palencia Cortezon , C. Ramón Álvarez , V. Rodríguez Bouza , A. Soto Rodríguez , A. Trapote , N. Trevisani , C. Vico Villalba 

Instituto de Física de Cantabria (IFCA), CSIC-Universidad de Cantabria, Santander, Spain

J.A. Brochero Cifuentes , I.J. Cabrillo , A. Calderon , J. Duarte Campderros , M. Fernandez , C. Fernandez Madrazo , P.J. Fernández Manteca , A. García Alonso, G. Gomez , C. Martinez Rivero , P. Martinez Ruiz del Arbol , F. Matorras , P. Matorras Cuevas , J. Piedra Gomez , C. Prieels, A. Ruiz-Jimeno , L. Scodellaro , I. Vila , J.M. Vizan Garcia 


University of Colombo, Colombo, Sri Lanka
























































































M.K. Jayananda , B. Kailasapathy ⁵⁵ , D.U.J. Sonnadara , D.D.C. Wickramarathna 

University of Ruhuna, Department of Physics, Matara, Sri Lanka

W.G.D. Dharmaratna , K. Liyanage , N. Perera , N. Wickramage 

CERN, European Organization for Nuclear Research, Geneva, Switzerland





































T.K. Aarrestad , D. Abbaneo , J. Alimena , E. Auffray , G. Auzinger , J. Baechler, P. Baillon [†], D. Barney , J. Bendavid , M. Bianco , A. Bocci , C. Caillol 

T. Camporesi , M. Capeans Garrido , G. Cerminara , N. Chernyavskaya , S.S. Chhibra , S. Choudhury , M. Cipriani , L. Cristella , D. d'Enterria , A. Dabrowski , A. David , A. De Roeck , M.M. Defranchis , M. Deile , M. Dobson , M. Dünser , N. Dupont , A. Elliott-Peisert , F. Fallavollita⁵⁶ , A. Florent , L. Forthomme , G. Franzoni , W. Funk , S. Ghosh , S. Giani , D. Gigi , K. Gill , F. Gleze , L. Gouskos , E. Govorkova , M. Haranko , J. Hegeman , V. Innocente , T. James , P. Janot , J. Kaspar , J. Kieseler , M. Komm , N. Kratochwil , C. Lange , S. Laurila , P. Lecoq , A. Lintuluoto , C. Lourenço , B. Maier , L. Malgeri , S. Mallios , M. Mannelli , A.C. Marini , F. Meijers , S. Mersi , E. Meschi , F. Moortgat , M. Mulders , S. Orfanelli , L. Orsini , F. Pantaleo , E. Perez , M. Peruzzi , A. Petrilli , G. Petrucciani , A. Pfeiffer , M. Pierini , D. Piparo , M. Pitt , H. Qu , T. Quast , D. Rabady , A. Racz , G. Reales Gutiérrez , M. Rovere , H. Sakulin , J. Salfeld-Nebgen , S. Scarfi , M. Selvaggi , A. Sharma , P. Silva , W. Snoeys , P. Sphicas⁵⁷ , S. Summers , K. Tatar , V.R. Tavolaro , D. Treille , P. Tropea , A. Tsirou , J. Wanczyk⁵⁸ , K.A. Wozniak , W.D. Zeuner 



























Paul Scherrer Institut, Villigen, Switzerland

L. Caminada⁵⁹ , A. Ebrahimi , W. Erdmann , R. Horisberger , Q. Ingram , H.C. Kaestli , D. Kotlinski , M. Missiroli⁵⁹ , L. Noehte⁵⁹ , T. Rohe 

ETH Zurich - Institute for Particle Physics and Astrophysics (IPA), Zurich, Switzerland

K. Androsov⁵⁸ , M. Backhaus , P. Berger , A. Calandri , A. De Cosa , G. Dissertori , M. Dittmar , M. Donegà , C. Dorfer , F. Eble , K. Gedia , F. Glessgen , T.A. Gómez Espinosa , C. Grab , D. Hits , W. Lustermann , A.-M. Lyon , R.A. Manzoni , L. Marchese , C. Martin Perez , M.T. Meinhard , F. Nessi-Tedaldi , J. Niedziela , F. Pauss , V. Perovic , S. Pigazzini , M.G. Ratti , M. Reichmann , C. Reissel , T. Reitenspiess , B. Ristic , D. Ruini , D.A. Sanz Becerra , V. Stampf , J. Stegmann⁵⁸ , R. Wallny 
















Universität Zürich, Zurich, Switzerland

C. Amsler⁶⁰ , P. Bärtzchi , C. Botta , D. Brzhechko , M.F. Canelli , K. Cormier , A. De Wit , R. Del Burgo , J.K. Heikkilä , M. Huwiler , W. Jin , A. Jofrehei , B. Kilminster , S. Leontsinis , S.P. Liehti , A. Macchiolo , P. Meiring , V.M. Mikuni , U. Molinatti , I. Neutelings , A. Reimers , P. Robmann , S. Sanchez Cruz , K. Schweiger , M. Senger , Y. Takahashi 




National Central University, Chung-Li, Taiwan

C. Adloff⁶¹ , C.M. Kuo , W. Lin , A. Roy , T. Sarkar³⁸ , S.S. Yu 



















National Taiwan University (NTU), Taipei, Taiwan

L. Ceard , Y. Chao , K.F. Chen , P.H. Chen , P.s. Chen , H. Cheng , W.-S. Hou , Y.y. Li , R.-S. Lu , E. Paganis , A. Psallidas , A. Steen , H.y. Wu , E. Yazgan , P.r. Yu 

Chulalongkorn University, Faculty of Science, Department of Physics, Bangkok, Thailand

B. Asavapibhop , C. Asawatangtrakuldee , N. Srimanobhas 








Çukurova University, Physics Department, Science and Art Faculty, Adana, Turkey

F. Boran , S. Damarseekin ⁶² , Z.S. Demiroglu , F. Dolek , I. Dumanoglu ⁶³ , E. Eskut, Y. Guler ⁶⁴ , E. Gurpinar Guler ⁶⁴ , C. Isik , O. Kara, A. Kayis Topaksu , U. Kiminsu , G. Onengut , K. Ozdemir ⁶⁵ , A. Polatoz , A.E. Simsek , B. Tali ⁶⁶ , U.G. Tok , S. Turkcapar , I.S. Zorbakir 

Middle East Technical University, Physics Department, Ankara, Turkey

G. Karapinar, K. Ocalan ⁶⁷ , M. Yalvac ⁶⁸ 










Bogazici University, Istanbul, Turkey

B. Akgun , I.O. Atakisi , E. Gülmez , M. Kaya ⁶⁹ , O. Kaya ⁷⁰ , Ö. Özçelik , S. Tekten ⁷¹ , E.A. Yetkin ⁷² 


Istanbul Technical University, Istanbul, Turkey

A. Cakir , K. Cankocak ⁶³ , Y. Komurcu , S. Sen ⁷³ 

Istanbul University, Istanbul, Turkey

S. Cerci ⁶⁶ , I. Hos ⁷⁴ , B. Isildak ⁷⁵ , B. Kaynak , S. Ozkorucuklu , H. Sert , C. Simsek , D. Sunar Cerci ⁶⁶ , C. Zorbilmez 
















Institute for Scintillation Materials of National Academy of Science of Ukraine, Kharkiv, Ukraine

B. Grynyov 
















National Science Centre, Kharkiv Institute of Physics and Technology, Kharkiv, Ukraine

L. Levchuk 










University of Bristol, Bristol, United Kingdom





















D. Anthony , E. Bhal , S. Bologna, J.J. Brooke , A. Bundock , E. Clement , D. Cussans , H. Flacher , M. Glowacki, J. Goldstein , G.P. Heath, H.F. Heath , L. Kreczko , B. Krikler , S. Paramesvaran , S. Seif El Nasr-Storey, V.J. Smith , N. Stylianou ⁷⁶ , K. Walkingshaw Pass, R. White 

Rutherford Appleton Laboratory, Didcot, United Kingdom

K.W. Bell , A. Belyaev ⁷⁷ , C. Brew , R.M. Brown , D.J.A. Cockerill , C. Cooke , K.V. Ellis, K. Harder , S. Harper , M.-L. Holmberg , J. Linacre , K. Manolopoulos, D.M. Newbold , E. Olaiya, D. Petyt , T. Reis , T. Schuh, C.H. Shepherd-Themistocleous , I.R. Tomalin, T. Williams 

Imperial College, London, United Kingdom












R. Bainbridge , P. Bloch , S. Bonomally, J. Borg , S. Breeze, O. Buchmuller, V. Cepaitis , G.S. Chahal ⁷⁸ , D. Colling , P. Dauncey , G. Davies , M. Della Negra 

S. Fayer, G. Fedi , G. Hall , M.H. Hassanshahi , G. Iles , J. Langford , L. Lyons , A.-M. Magnan , S. Malik, A. Martelli , D.G. Monk , J. Nash⁷⁹ , M. Pesaresi, B.C. Radburn-Smith , D.M. Raymond, A. Richards, A. Rose , E. Scott , C. Seez , A. Shtipliyski, A. Tapper , K. Uchida , T. Virdee²⁰ , M. Vojinovic , N. Wardle , S.N. Webb , D. Winterbottom



Brunel University, Uxbridge, United Kingdom

K. Coldham, J.E. Cole , A. Khan, P. Kyberd , I.D. Reid , L. Teodorescu

Baylor University, Waco, Texas, USA

S. Abdullin , A. Brinkerhoff , B. Caraway , J. Dittmann , K. Hatakeyama , A.R. Kanuganti , B. McMaster , M. Saunders , S. Sawant , C. Sutantawibul , J. Wilson 
















Catholic University of America, Washington, DC, USA

R. Bartek , A. Dominguez , R. Uniyal , A.M. Vargas Hernandez 

















The University of Alabama, Tuscaloosa, Alabama, USA

A. Buccilli , S.I. Cooper , D. Di Croce , S.V. Gleyzer , C. Henderson , C.U. Perez , P. Rumerio⁸⁰ , C. West 


















Boston University, Boston, Massachusetts, USA

A. Akpinar , A. Albert , D. Arcaro , C. Cosby , Z. Demiragli , E. Fontanesi , D. Gastler , S. May , J. Rohlf , K. Salyer , D. Sperka , D. Spitzbart , I. Suarez , A. Tsatsos , S. Yuan , D. Zou














Brown University, Providence, Rhode Island, USA

G. Benelli , B. Burkle , X. Coubez²¹, D. Cutts , M. Hadley , U. Heintz , J.M. Hogan⁸¹ , T. Kwon , G. Landsberg , K.T. Lau , D. Li, M. Lukasik, J. Luo , M. Narain, N. Pervan , S. Sagir⁸² , F. Simpson , E. Usai , W.Y. Wong, X. Yan , D. Yu , W. Zhang








University of California, Davis, Davis, California, USA

J. Bonilla , C. Brainerd , R. Breedon , M. Calderon De La Barca Sanchez , M. Chertok , J. Conway , P.T. Cox , R. Erbacher , G. Haza , F. Jensen , O. Kukral , R. Lander, M. Mulhearn , D. Pellett , B. Regnery , D. Taylor , Y. Yao , F. Zhang 












University of California, Los Angeles, California, USA




M. Bachtis , R. Cousins , A. Datta , D. Hamilton , J. Hauser , M. Ignatenko , M.A. Iqbal , T. Lam , W.A. Nash , S. Regnard , D. Saltzberg , B. Stone , V. Valuev 

University of California, Riverside, Riverside, California, USA


















Y. Chen, R. Clare , J.W. Gary , M. Gordon, G. Hanson , G. Karapostoli , O.R. Long , N. Manganelli , W. Si , S. Wimpenny, Y. Zhang

University of California, San Diego, La Jolla, California, USA














J.G. Branson, P. Chang , S. Cittolin, S. Cooperstein , D. Diaz , J. Duarte , R. Gerosa , L. Giannini , J. Guiang , R. Kansal , V. Krutelyov , R. Lee , J. Letts 

M. Masciovecchio , F. Mokhtar , M. Pieri , B.V. Sathia Narayanan , V. Sharma ,
M. Tadel , F. Würthwein , Y. Xiang , A. Yagil 












University of California, Santa Barbara - Department of Physics, Santa Barbara, California, USA

N. Amin, C. Campagnari , M. Citron , G. Collura , A. Dorsett , V. Dutta , J. Incandela , M. Kilpatrick , J. Kim , B. Marsh, H. Mei , M. Oshiro , M. Quinman ,
J. Richman , U. Sarica , F. Setti , J. Sheplock , P. Siddireddy, D. Stuart , S. Wang 












California Institute of Technology, Pasadena, California, USA

A. Bornheim , O. Cerri, I. Dutta , J.M. Lawhorn , N. Lu , J. Mao , H.B. Newman ,
T. Q. Nguyen , M. Spiropulu , J.R. Vlimant , C. Wang , S. Xie , Z. Zhang ,
R.Y. Zhu 

















Carnegie Mellon University, Pittsburgh, Pennsylvania, USA

J. Alison , S. An , M.B. Andrews , P. Bryant , T. Ferguson , A. Harilal , C. Liu ,
T. Mudholkar , M. Paulini , A. Sanchez , W. Terrill 



































































University of Colorado Boulder, Boulder, Colorado, USA

J.P. Cumalat , W.T. Ford , A. Hassani , G. Karathanasis , E. MacDonald, R. Patel,
A. Perloff , C. Savard , N. Schonbeck , K. Stenson , K.A. Ulmer , S.R. Wagner ,
N. Zipper 





















Cornell University, Ithaca, New York, USA

J. Alexander , S. Bright-Thonney , X. Chen , Y. Cheng , D.J. Cranshaw ,
S. Hogan , J. Monroy , J.R. Patterson , D. Quach , J. Reichert , M. Reid ,
A. Ryd , W. Sun , J. Thom , P. Wittich , R. Zou 

Fermi National Accelerator Laboratory, Batavia, Illinois, USA

M. Albrow , M. Alyari , G. Apollinari , A. Apresyan , A. Apyan ,
L.A.T. Bauerdick , D. Berry , J. Berryhill , P.C. Bhat , K. Burkett , J.N. Butler ,
A. Canepa , G.B. Cerati , H.W.K. Cheung , F. Chlebana , K.F. Di Petrillo ,
J. Dickinson , V.D. Elvira , Y. Feng , J. Freeman , Z. Gecse , L. Gray ,
D. Green, S. Grünendahl , O. Gutsche , R.M. Harris , R. Heller , T.C. Herwig ,
J. Hirschauer , B. Jayatilaka , S. Jindariani , M. Johnson , U. Joshi , T. Klijnsma ,
B. Klima , K.H.M. Kwok , S. Lammel , D. Lincoln , R. Lipton , T. Liu ,
C. Madrid , K. Maeshima , C. Mantilla , D. Mason , P. McBride , P. Merkel ,
S. Mrenna , S. Nahn , J. Ngadiuba , V. Papadimitriou , N. Pastika , K. Pedro ,
C. Pena⁸³ , F. Ravera , A. Reinsvold Hall⁸⁴ , L. Ristori , E. Sexton-Kennedy ,
N. Smith , A. Soha , L. Spiegel , J. Strait , L. Taylor , S. Tkaczyk , N.V. Tran ,
L. Uplegger , E.W. Vaandering , H.A. Weber 

University of Florida, Gainesville, Florida, USA

P. Avery , D. Bourilkov , L. Cadamuro , V. Cherepanov , R.D. Field, D. Guerrero ,
M. Kim, E. Koenig , J. Konigsberg , A. Korytov , K.H. Lo, K. Matchev , N. Menendez , G. Mitselmakher , A. Muthirakalayil Madhu , N. Rawal , D. Rosenzweig ,
S. Rosenzweig , K. Shi , J. Wang , Z. Wu , E. Yigitbasi , X. Zuo 

Florida State University, Tallahassee, Florida, USA

T. Adams^{[ID](#)}, A. Askew^{[ID](#)}, R. Habibullah^{[ID](#)}, V. Hagopian^{[ID](#)}, K.F. Johnson, R. Khurana, T. Kolberg^{[ID](#)}, G. Martinez, H. Prosper^{[ID](#)}, C. Schiber, O. Viazlo^{[ID](#)}, R. Yohay^{[ID](#)}, J. Zhang

Florida Institute of Technology, Melbourne, Florida, USA

M.M. Baarmand^{[ID](#)}, S. Butalla^{[ID](#)}, T. Elkafrawy¹⁶^{[ID](#)}, M. Hohlmann^{[ID](#)}, R. Kumar Verma^{[ID](#)}, D. Noonan^{[ID](#)}, M. Rahmani, F. Yumiceva^{[ID](#)}

University of Illinois at Chicago (UIC), Chicago, Illinois, USA

M.R. Adams^{[ID](#)}, H. Becerril Gonzalez^{[ID](#)}, R. Cavanaugh^{[ID](#)}, S. Dittmer^{[ID](#)}, O. Evdokimov^{[ID](#)}, C.E. Gerber^{[ID](#)}, D.J. Hofman^{[ID](#)}, A.H. Merrit^{[ID](#)}, C. Mills^{[ID](#)}, G. Oh^{[ID](#)}, T. Roy^{[ID](#)}, S. Rudrabhatla^{[ID](#)}, M.B. Tonjes^{[ID](#)}, N. Varelas^{[ID](#)}, J. Viinikainen^{[ID](#)}, X. Wang^{[ID](#)}, Z. Ye^{[ID](#)}

The University of Iowa, Iowa City, Iowa, USA

M. Alhusseini^{[ID](#)}, K. Dilsiz⁸⁵^{[ID](#)}, L. Emediato^{[ID](#)}, R.P. Gandrajula^{[ID](#)}, O.K. Köseyan^{[ID](#)}, J.-P. Merlo, A. Mestvirishvili⁸⁶^{[ID](#)}, J. Nachtman^{[ID](#)}, H. Ogul⁸⁷^{[ID](#)}, Y. Onel^{[ID](#)}, A. Penzo^{[ID](#)}, C. Snyder, E. Tiras⁸⁸^{[ID](#)}

Johns Hopkins University, Baltimore, Maryland, USA

O. Amram^{[ID](#)}, B. Blumenfeld^{[ID](#)}, L. Corcodilos^{[ID](#)}, J. Davis^{[ID](#)}, A.V. Gritsan^{[ID](#)}, S. Kyriacou^{[ID](#)}, P. Maksimovic^{[ID](#)}, J. Roskes^{[ID](#)}, M. Swartz^{[ID](#)}, T.Á. Vámi^{[ID](#)}

The University of Kansas, Lawrence, Kansas, USA

A. Abreu^{[ID](#)}, J. Anguiano^{[ID](#)}, C. Baldenegro Barrera^{[ID](#)}, P. Baringer^{[ID](#)}, A. Bean^{[ID](#)}, Z. Flowers^{[ID](#)}, T. Isidori^{[ID](#)}, S. Khalil^{[ID](#)}, J. King^{[ID](#)}, G. Krintiras^{[ID](#)}, A. Kropivnitskaya^{[ID](#)}, M. Lazarovits^{[ID](#)}, C. Le Mahieu^{[ID](#)}, C. Lindsey, J. Marquez^{[ID](#)}, N. Minafra^{[ID](#)}, M. Murray^{[ID](#)}, M. Nickel^{[ID](#)}, C. Rogan^{[ID](#)}, C. Royon^{[ID](#)}, R. Salvatico^{[ID](#)}, S. Sanders^{[ID](#)}, E. Schmitz^{[ID](#)}, C. Smith^{[ID](#)}, Q. Wang^{[ID](#)}, Z. Warner, J. Williams^{[ID](#)}, G. Wilson^{[ID](#)}

Kansas State University, Manhattan, Kansas, USA

S. Duric, A. Ivanov^{[ID](#)}, K. Kaadze^{[ID](#)}, D. Kim, Y. Maravin^{[ID](#)}, T. Mitchell, A. Modak, K. Nam

Lawrence Livermore National Laboratory, Livermore, California, USA

F. Rebassoo^{[ID](#)}, D. Wright^{[ID](#)}














University of Maryland, College Park, Maryland, USA

E. Adams^{[ID](#)}, A. Baden^{[ID](#)}, O. Baron, A. Belloni^{[ID](#)}, S.C. Eno^{[ID](#)}, N.J. Hadley^{[ID](#)}, S. Jabeen^{[ID](#)}, R.G. Kellogg^{[ID](#)}, T. Koeth^{[ID](#)}, Y. Lai^{[ID](#)}, S. Lascio^{[ID](#)}, A.C. Mignerey^{[ID](#)}, S. Nabili^{[ID](#)}, C. Palmer^{[ID](#)}, M. Seidel^{[ID](#)}, A. Skuja^{[ID](#)}, L. Wang^{[ID](#)}, K. Wong^{[ID](#)}















Massachusetts Institute of Technology, Cambridge, Massachusetts, USA

D. Abercrombie, G. Andreassi, R. Bi, W. Busza^{[ID](#)}, I.A. Cali^{[ID](#)}, Y. Chen^{[ID](#)}, M. D'Alfonso^{[ID](#)}, J. Eysermans^{[ID](#)}, C. Freer^{[ID](#)}, G. Gomez-Ceballos^{[ID](#)}, M. Goncharov, P. Harris, M. Hu^{[ID](#)}, M. Klute^{[ID](#)}, D. Kovalskiy^{[ID](#)}, J. Krupa^{[ID](#)}, Y.-J. Lee^{[ID](#)}, K. Long^{[ID](#)}, C. Mironov^{[ID](#)}, C. Paus^{[ID](#)}, D. Rankin^{[ID](#)}, C. Roland^{[ID](#)}, G. Roland^{[ID](#)}, Z. Shi^{[ID](#)}, G.S.F. Stephans^{[ID](#)}, J. Wang, Z. Wang^{[ID](#)}, B. Wyslouch^{[ID](#)}

University of Minnesota, Minneapolis, Minnesota, USA

R.M. Chatterjee, A. Evans , J. Hiltbrand , Sh. Jain , B.M. Joshi , M. Krohn ,
Y. Kubota , J. Mans , M. Revering , R. Rusack , R. Saradhy , N. Schroeder ,
N. Strobbe , M.A. Wadud 





















University of Nebraska-Lincoln, Lincoln, Nebraska, USA

K. Bloom , M. Bryson, S. Chauhan , D.R. Claes , C. Fangmeier , L. Finco ,
F. Golf , C. Joo , I. Kravchenko , I. Reed , J.E. Siado , G.R. Snow[†], W. Tabb ,
A. Wightman , F. Yan , A.G. Zecchinelli 

State University of New York at Buffalo, Buffalo, New York, USA

G. Agarwal , H. Bandyopadhyay , L. Hay , I. Iashvili , A. Kharchilava ,
C. McLean , D. Nguyen , J. Pekkanen , S. Rappoccio , A. Williams 






















Northeastern University, Boston, Massachusetts, USA

G. Alverson , E. Barberis , Y. Haddad , Y. Han , A. Hortiangtham , A. Krishna ,
J. Li , J. Lidrych , G. Madigan , B. Marzocchi , D.M. Morse , V. Nguyen ,
T. Orimoto , A. Parker , L. Skinnari , A. Tishelman-Charny , T. Wamorkar ,
B. Wang , A. Wisecarver , D. Wood 

Northwestern University, Evanston, Illinois, USA

S. Bhattacharya , J. Bueghly, Z. Chen , A. Gilbert , T. Gunter , K.A. Hahn ,
Y. Liu , N. Odell , M.H. Schmitt , M. Velasco




















University of Notre Dame, Notre Dame, Indiana, USA

R. Band , R. Bucci, M. Cremonesi, A. Das , N. Dev , R. Goldouzian , M. Hildreth , K. Hurtado Anampa , C. Jessop , K. Lannon , J. Lawrence , N. Loukas ,
L. Lutton , J. Mariano, N. Marinelli, I. Mcalister, T. McCauley , C. Mcgrady ,
K. Mohrman , C. Moore , Y. Musienko¹³ , R. Ruchti , A. Townsend , M. Wayne ,
M. Zarucki , L. Zygala 

The Ohio State University, Columbus, Ohio, USA

B. Bylsma, L.S. Durkin , B. Francis , C. Hill , M. Nunez Ornelas , K. Wei,
B.L. Winer , B. R. Yates 

Princeton University, Princeton, New Jersey, USA

F.M. Addesa , B. Bonham , P. Das , G. Dezoort , P. Elmer , A. Frankenthal ,
B. Greenberg , N. Haubrich , S. Higginbotham , A. Kalogeropoulos , G. Kopp ,
S. Kwan , D. Lange , D. Marlow , K. Mei , I. Ojalvo , J. Olsen , D. Stickland ,
C. Tully 

University of Puerto Rico, Mayaguez, Puerto Rico, USA

S. Malik , S. Norberg

Purdue University, West Lafayette, Indiana, USA















A.S. Bakshi , V.E. Barnes , R. Chawla , S. Das , L. Gutay, M. Jones , A.W. Jung ,
D. Kondratyev , A.M. Koshy, M. Liu , G. Negro , N. Neumeister , G. Paspalaki 

S. Piperov , A. Purohit , J.F. Schulte , M. Stojanovic , J. Thieman , F. Wang ,
R. Xiao , W. Xie 












Purdue University Northwest, Hammond, Indiana, USA

J. Dolen , N. Parashar 

Rice University, Houston, Texas, USA

D. Acosta , A. Baty , T. Carnahan , M. Decaro, S. Dildick , K.M. Ecklund ,
S. Freed, P. Gardner, F.J.M. Geurts , A. Kumar , W. Li , B.P. Padley , R. Redjimi,
J. Rotter , W. Shi , A.G. Stahl Leiton , S. Yang , L. Zhang⁸⁹, Y. Zhang 
















University of Rochester, Rochester, New York, USA

A. Bodek , P. de Barbaro , R. Demina , J.L. Dulemba , C. Fallon, T. Ferbel ,
M. Galanti, A. Garcia-Bellido , O. Hindrichs , A. Khukhunaishvili , E. Ranken ,
R. Taus , G.P. Van Onsem 

The Rockefeller University, New York, New York, USA

K. Goulianos 

Rutgers, The State University of New Jersey, Piscataway, New Jersey, USA

B. Chiarito, J.P. Chou , A. Gandrakota , Y. Gershtein , E. Halkiadakis , A. Hart ,
M. Heindl , O. Karacheban²⁴ , I. Laflotte , A. Lath , R. Montalvo, K. Nash, M. Os-
herson , S. Salur , S. Schnetzer, S. Somalwar , R. Stone , S.A. Thayil , S. Thomas,
H. Wang 










University of Tennessee, Knoxville, Tennessee, USA

H. Acharya, A.G. Delannoy , S. Fiorendi , T. Holmes , S. Spanier 

Texas A&M University, College Station, Texas, USA

O. Bouhali⁹⁰ , M. Dalchenko , A. Delgado , R. Eusebi , J. Gilmore , T. Huang ,
T. Kamon⁹¹ , H. Kim , S. Luo , S. Malhotra, R. Mueller , D. Overton , D. Rath-
jens , A. Safonov 














Texas Tech University, Lubbock, Texas, USA

N. Akchurin , J. Damgov , V. Hegde , K. Lamichhane , S.W. Lee , T. Mengke,
S. Muthumuni , T. Peltola , I. Volobouev , Z. Wang, A. Whitbeck 

Vanderbilt University, Nashville, Tennessee, USA

E. Appelt , S. Greene, A. Gurrola , W. Johns , A. Melo , K. Padeken , F. Romeo ,
P. Sheldon , S. Tuo , J. Velkovska 









University of Virginia, Charlottesville, Virginia, USA

M.W. Arenton , B. Cardwell , B. Cox , G. Cummings , J. Hakala , R. Hirosky ,
M. Joyce , A. Ledovsky , A. Li , C. Neu , C.E. Perez Lara , B. Tannenwald ,
S. White 

Wayne State University, Detroit, Michigan, USA

N. Poudyal 

University of Wisconsin - Madison, Madison, Wisconsin, USA

S. Banerjee , K. Black , T. Bose , S. Dasu , I. De Bruyn , P. Everaerts , C. Galloni, H. He , M. Herndon , A. Herve , U. Hussain, A. Lanaro, A. Loeliger , R. Loveless , J. Madhusudanan Sreekala , A. Mallampalli , A. Mohammadi , D. Pinna, A. Savin, V. Shang , V. Sharma , W.H. Smith , D. Teague, S. Trembath-Reichert, W. Vetens

Authors affiliated with an institute or an international laboratory covered by a cooperation agreement with CERN

S. Afanasiev, V. Andreev , Yu. Andreev , T. Aushev , M. Azarkin , A. Babaev , A. Belyaev , V. Blinov⁹², E. Boos , V. Borshch , D. Budkouski , V. Bunichev , O. Bychkova, V. Chekhovsky, R. Chistov⁹² , M. Danilov⁹² , A. Dermenev , T. Dimova⁹² , I. Dremin , M. Dubinin⁸³ , L. Dudko , V. Epshteyn⁹³ , G. Gavrilov , V. Gavrilov , S. Gninenko , V. Golovtcov , N. Golubev , I. Golutvin, I. Gorbunov , A. Gribushin , V. Ivanchenko , Y. Ivanov , V. Kachanov , L. Kardapoltsev⁹² , V. Karjavine , A. Karneyeu , V. Kim⁹² , M. Kirakosyan, D. Kirpichnikov , M. Kirsanov , V. Klyukhin , D. Konstantinov , V. Korenkov , N. Korneeva , A. Kozyrev⁹² , N. Krasnikov , E. Kuznetsova⁹⁴, A. Lanev , A. Litomin, N. Lychkovskaya , V. Makarenko , A. Malakhov , V. Matveev⁹² , V. Murzin , A. Nikitenko⁹⁵ , S. Obraztsov , V. Okhotnikov , V. Oreshkin , A. Oskin, I. Ovtin⁹² , V. Palichik , P. Parygin⁹⁶ , A. Pashenkov, V. Perelygin , M. Perfilov, G. Pivovarov , S. Polikarpov⁹² , V. Popov, O. Radchenko⁹² , M. Savina , V. Savrin , V. Shalaev , S. Shmatov , S. Shulha , Y. Skovpen⁹² , S. Slabospitskii , I. Smirnov, V. Smirnov , D. Sosnov , A. Stepenov , V. Sulimov , E. Tcherniaev , A. Terkulov , O. Teryaev , M. Toms⁹⁷ , A. Toropin , L. Uvarov , A. Uzunian , E. Vlasov⁹⁸ , P. Volkov, S. Volkov, A. Vorobyev, N. Voytishin , B.S. Yuldashev⁹⁹, A. Zarubin , I. Zhizhin , A. Zhokin

† Deceased

¹ Also at Yerevan State University, Yerevan, Armenia

² Also at TU Wien, Vienna, Austria

³ Also at Institute of Basic and Applied Sciences, Faculty of Engineering, Arab Academy for Science, Technology and Maritime Transport, Alexandria, Egypt

⁴ Also at Université Libre de Bruxelles, Bruxelles, Belgium

⁵ Also at Universidade Estadual de Campinas, Campinas, Brazil

⁶ Also at Federal University of Rio Grande do Sul, Porto Alegre, Brazil

⁷ Also at The University of the State of Amazonas, Manaus, Brazil

⁸ Also at University of Chinese Academy of Sciences, Beijing, China

⁹ Also at UFMS, Nova Andradina, Brazil

¹⁰ Also at Nanjing Normal University Department of Physics, Nanjing, China

¹¹ Now at The University of Iowa, Iowa City, Iowa, USA

¹² Also at University of Chinese Academy of Sciences, Beijing, China

¹³ Also at an institute or an international laboratory covered by a cooperation agreement with CERN

¹⁴ Now at Cairo University, Cairo, Egypt

¹⁵ Also at British University in Egypt, Cairo, Egypt

¹⁶ Now at Ain Shams University, Cairo, Egypt

- 17 Also at Purdue University, West Lafayette, Indiana, USA
18 Also at Université de Haute Alsace, Mulhouse, France
19 Also at Erzincan Binali Yildirim University, Erzincan, Turkey
20 Also at CERN, European Organization for Nuclear Research, Geneva, Switzerland
21 Also at RWTH Aachen University, III. Physikalisches Institut A, Aachen, Germany
22 Also at University of Hamburg, Hamburg, Germany
23 Also at Isfahan University of Technology, Isfahan, Iran
24 Also at Brandenburg University of Technology, Cottbus, Germany
25 Also at Forschungszentrum Jülich, Juelich, Germany
26 Also at Physics Department, Faculty of Science, Assiut University, Assiut, Egypt
27 Also at Karoly Robert Campus, MATE Institute of Technology, Gyongyos, Hungary
28 Also at Institute of Physics, University of Debrecen, Debrecen, Hungary
29 Also at Institute of Nuclear Research ATOMKI, Debrecen, Hungary
30 Now at Universitatea Babeş-Bolyai - Facultatea de Fizica, Cluj-Napoca, Romania
31 Also at MTA-ELTE Lendület CMS Particle and Nuclear Physics Group, Eötvös Loránd
University, Budapest, Hungary
32 Also at Faculty of Informatics, University of Debrecen, Debrecen, Hungary
33 Also at Wigner Research Centre for Physics, Budapest, Hungary
34 Also at Punjab Agricultural University, Ludhiana, India
35 Also at UPES - University of Petroleum and Energy Studies, Dehradun, India
36 Also at Shoolini University, Solan, India
37 Also at University of Hyderabad, Hyderabad, India
38 Also at University of Visva-Bharati, Santiniketan, India
39 Also at Indian Institute of Science (IISc), Bangalore, India
40 Also at Indian Institute of Technology (IIT), Mumbai, India
41 Also at IIT Bhubaneswar, Bhubaneswar, India
42 Also at Institute of Physics, Bhubaneswar, India
43 Also at Department of Electrical and Computer Engineering, Isfahan University of Technol-
ogy, Isfahan, Iran
44 Also at Sharif University of Technology, Tehran, Iran
45 Also at Department of Physics, University of Science and Technology of Mazandaran,
Behshahr, Iran
46 Also at Helwan University, Cairo, Egypt
47 Also at Italian National Agency for New Technologies, Energy and Sustainable Economic
Development, Bologna, Italy
48 Also at Centro Siciliano di Fisica Nucleare e di Struttura Della Materia, Catania, Italy
49 Also at Scuola Superiore Meridionale, Università di Napoli 'Federico II', Napoli, Italy
50 Also at Università di Napoli 'Federico II', Napoli, Italy
51 Also at Consiglio Nazionale delle Ricerche - Istituto Officina dei Materiali, Perugia, Italy
52 Also at Consejo Nacional de Ciencia y Tecnología, Mexico City, Mexico
53 Also at IRFU, CEA, Université Paris-Saclay, Gif-sur-Yvette, France
54 Also at Faculty of Physics, University of Belgrade, Belgrade, Serbia
55 Also at Trincomalee Campus, Eastern University, Sri Lanka, Nilaveli, Sri Lanka
56 Also at INFN Sezione di Pavia, Università di Pavia, Pavia, Italy
57 Also at National and Kapodistrian University of Athens, Athens, Greece
58 Also at Ecole Polytechnique Fédérale Lausanne, Lausanne, Switzerland
59 Also at Universität Zürich, Zurich, Switzerland
60 Also at Stefan Meyer Institute for Subatomic Physics, Vienna, Austria

- ⁶¹ Also at Laboratoire d'Annecy-le-Vieux de Physique des Particules, IN2P3-CNRS, Annecy-le-Vieux, France
- ⁶² Also at Şırnak University, Şırnak, Turkey
- ⁶³ Also at Near East University, Research Center of Experimental Health Science, Mersin, Turkey
- ⁶⁴ Also at Konya Technical University, Konya, Turkey
- ⁶⁵ Also at Izmir Bakircay University, Izmir, Turkey
- ⁶⁶ Also at Adiyaman University, Adiyaman, Turkey
- ⁶⁷ Also at Necmettin Erbakan University, Konya, Turkey
- ⁶⁸ Also at Bozok Universititesi Rektörlüğü, Yozgat, Turkey
- ⁶⁹ Also at Marmara University, Istanbul, Turkey
- ⁷⁰ Also at Milli Savunma University, Istanbul, Turkey
- ⁷¹ Also at Kafkas University, Kars, Turkey
- ⁷² Also at Istanbul Bilgi University, Istanbul, Turkey
- ⁷³ Also at Hacettepe University, Ankara, Turkey
- ⁷⁴ Also at Istanbul University - Cerrahpasa, Faculty of Engineering, Istanbul, Turkey
- ⁷⁵ Also at Yildiz Technical University, Istanbul, Turkey
- ⁷⁶ Also at Vrije Universiteit Brussel, Brussel, Belgium
- ⁷⁷ Also at School of Physics and Astronomy, University of Southampton, Southampton, United Kingdom
- ⁷⁸ Also at IPPP Durham University, Durham, United Kingdom
- ⁷⁹ Also at Monash University, Faculty of Science, Clayton, Australia
- ⁸⁰ Also at Università di Torino, Torino, Italy
- ⁸¹ Also at Bethel University, St. Paul, Minnesota, USA
- ⁸² Also at Karamanoğlu Mehmetbey University, Karaman, Turkey
- ⁸³ Also at California Institute of Technology, Pasadena, California, USA
- ⁸⁴ Also at United States Naval Academy, Annapolis, Maryland, USA
- ⁸⁵ Also at Bingol University, Bingol, Turkey
- ⁸⁶ Also at Georgian Technical University, Tbilisi, Georgia
- ⁸⁷ Also at Sinop University, Sinop, Turkey
- ⁸⁸ Also at Erciyes University, Kayseri, Turkey
- ⁸⁹ Also at Institute of Modern Physics and Key Laboratory of Nuclear Physics and Ion-beam Application (MOE) - Fudan University, Shanghai, China
- ⁹⁰ Also at Texas A&M University at Qatar, Doha, Qatar
- ⁹¹ Also at Kyungpook National University, Daegu, Korea
- ⁹² Also at another institute or international laboratory covered by a cooperation agreement with CERN
- ⁹³ Now at Istanbul University, Istanbul, Turkey
- ⁹⁴ Now at University of Florida, Gainesville, Florida, USA
- ⁹⁵ Also at Imperial College, London, United Kingdom
- ⁹⁶ Now at University of Rochester, Rochester, New York, USA
- ⁹⁷ Now at Baylor University, Waco, Texas, USA
- ⁹⁸ Now at INFN Sezione di Torino, Università di Torino, Torino, Italy; Università del Piemonte Orientale, Novara, Italy
- ⁹⁹ Also at Institute of Nuclear Physics of the Uzbekistan Academy of Sciences, Tashkent, Uzbekistan