

Schiff Bases: A Short Survey on a Promising Scaffold in Drug Discovery

Alessia Catalano

Department of Pharmacy-Drug Sciences, University of Bari "Aldo Moro", 70126 Bari, Italy

e-mail: alessia.catalano@uniba.it; phone: +39 080 5442746

Hugo Schiff (1834–1915) was born in the vibrant Jewish community in Frankfurt/Main, Germany. He was a prominent chemist a century ago and he prepared a new class of organic compounds, which now have very wide applications, namely Schiff bases (SBs, imines or azomethines, Fig. 1, where R^1 , R^2 , R^3 = alkyl and/or aryl) [1]. Since then, SBs have attracted attention of inorganic, organic and medicinal chemists for a number of chemical and biological activities [2]. Their importance is underlined by the large number of scientific articles and reviews regarding these interesting compounds [3,4]. However, there is still some confusion with nomenclature in this research area, specifically in the structure of SBs. Compounds bearing R^3 as a substituted nitrogen atom are azo-SBs [5], but they are often named SBs [6,7].

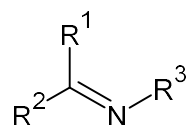


Figure 1. General structure of Schiff bases (SBs)

SBs are versatile pharmacophores showing different activities [8], such as anticancer [9,10], antimicrobial [11], analgesic, anti-inflammatory [12], antitubercular [13], anticonvulsant [14], antioxidant [15], anthelmintic [16], antiamoebic [17], antiparasitic [18], antimalarial [19], antidiabetic [20] and antiviral [21]. Recently, some SBs have also demonstrated activity against SARS-CoV-2 virus [22,23], the etiologic agent of COVID-19, the pandemic of worldwide proportion that has impacted our lives for the past three years [24]. Moreover, some SBs deriving from 4-aminoantipyrine and pyrazolone, have been suggested as potentially anti-Alzheimer drug candidates behaving as inhibitors of acetylcholinesterase (AChE), butyrylcholinesterase (BChE) and tyrosinase

enzymes [25,26]. Recently, two SBs derivatives of silibinin have demonstrated higher solubility than the parent compound and improved hepatoprotective activity (anti-inflammatory and anti-apoptotic) compared to silibinin in CCl₄-induced acute liver injury experiments [27].

An important advance in medicinal chemistry has been obtained with coordination complexes of SBs with metals. Coordination complexes of SBs with metals generally exhibit much higher activity than the corresponding ligands, thus representing promising agents in several biological applications. Complexes of SBs with Mo, Cu, Zr, Pd, Pt, Ni, Ru, Mn, Zn, Nd, Ln and W have been widely studied for antimicrobial, antioxidant, antidiabetic, anticolic and antiviral activities [28-30]. Doxovir (CTC-96; [Co(acacen)(2-methylimidazole)₂]⁺Br⁻), Fig. 2), a SB-containing complex, has entered phase II antiviral clinical trial showing effectiveness against drug-resistant herpes simplex virus type I through the inhibition of membrane fusion events [31].

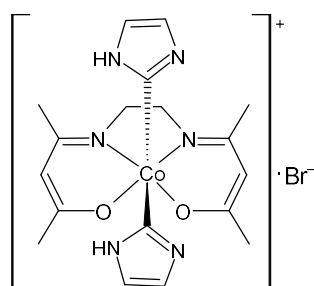


Figure 2. Structure of doxovir

The antiproliferative properties of complexes with SBs have been recently reviewed by our research group [32]. The antiproliferative activity is often related to DNA binding and cleavage [33]. The interaction with DNA involves the formation of hydroxyl free radicals in presence of oxidant H₂O₂ that participate in the oxidation of the deoxyribose moiety leading to hydrolytic cleavage of the sugar phosphate backbone. Xiong *et al.* (2020) [34] reported that complexes of SBs with metals exhibit higher nuclease activity than free base SBs. Moreover, complexation hinders the classical rapid hydrolysis and degradation to which SBs easily undergo in their aqueous solutions, involving the lone pair of electrons on the nitrogen atom [35,36]. Among the diverse complexes with SBs, promising results as anticancer agents were obtained for Co(II) and Co(III) SB complexes, as recently reviewed

by Kar et al. [37]. Recent important advancement deals with SB complexes with biologically compatible metal ions, Co(II), Cu(II), Zn(II), Pd(II), Ag(I), Pt(II), Ir(III) in photodynamic therapy to treat a number of tumors with fewer side effects [38,39].

Finally, and most importantly, the group of Aroua *et al.* [40] is focusing the attention on new studies based on the design of complexes as hybrids of SBs bridged with diarylureas for their antitumor activity obtaining interesting compounds also endowed with low *in vivo* acute oral toxicity. The anticancer activity exerted by the diarylurea sorafenib and its congeners is well-known [41]. The group of Aroua *et al.* [42] recently described the *in vitro* studies of some diarylurea bridged with SBs hybrids complexed with metals (Fig. 3). Copper complexes displayed excellent activity with IC₅₀ values in the sub-micromolar range against prostate, ovarian, and cervical cancer cell lines, also showing good safety in *in vivo* toxicity tests. These studies may represent a very interesting starting point for the design of new hybrids of diarylureas and SBs as anticancer agents.

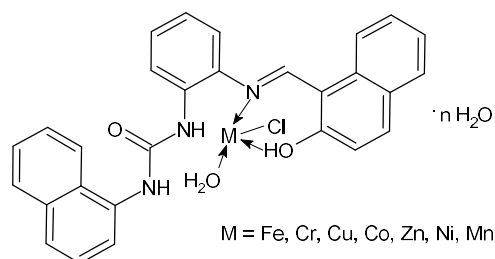


Figure 3. General structure of metal complexes of SBs described by Aroua *et al.* [42]

Moreover, being the diarylurea a versatile scaffold endowed with various biological activities [43-45], the design of such hybrids may be an intriguing idea to be suggested for obtaining new compounds with various activities including antibacterial, antiviral, antithrombotic, antimalarial, antioxidant, and anti-inflammatory, to fight against antimicrobial resistance and to curb new pandemics, that may arise in the near future.

In conclusion, SB represents a very intriguing scaffold, as free base or complexed with metals for numerous biological activities. However, despite the diverse preclinical studies described in the literature for this class of compounds, only few drugs have entered clinical studies. More in depth

studies on these interesting tools are required, in the search for new therapies for cancers and several other diseases.

References

1. Tidwell, T.T. Hugo (Ugo) Schiff, Schiff bases, and a century of β -lactam synthesis. *Ang. Chem. Int. Ed.*, **2008**, *47*(6), 1016-1020. Doi: <https://doi.org/10.1002/anie.200702965>
2. Qin, W.; Long, S.; Panunzio, M.; Biondi, S. Schiff Bases: A short survey on an evergreen chemistry tool. *Molecules*, **2013**, *18*, 12264-12289. Doi: <https://doi.org/10.3390/molecules181012264>
3. Mondal, K.; Mistri, S. Schiff base based metal complexes: A review of their catalytic activity on aldol and henry reaction. *Comm. Inorg. Chem.* 2022, *in press*. Doi: <https://doi.org/10.1080/02603594.2022.2094919>
4. Mukhtar, S.S.; Hassan, A.S.; Morsy, N.M.; Hafez, T.S.; Hassaneen, H.M.; Saleh, F.M. Overview on synthesis, reactions, applications, and biological activities of Schiff bases. *Egypt. J. Chem.*, **2021**, *64*, 6541-6554. Doi: [10.21608/ejchem.2021.79736.3920](https://doi.org/10.21608/ejchem.2021.79736.3920)
5. Pervaiz, M.; Sadiq, S.; Sadiq, A.; Younas, U.; Ashraf, A.; Saeed, Z.; *et al.* Azo-Schiff base derivatives of transition metal complexes as antimicrobial agents. *Coord. Chem. Rev.*, **2021**, *447*, 214128. Doi: <https://doi.org/10.1016/j.ccr.2021.214128>
6. Wang, Y.Y.; Xu, F.Z.; Zhu, Y.Y.; Song, B.A.; Luo, D.X.; Yu, G.; *et al.* Pyrazolo[3,4-*d*]pyrimidine derivatives containing a Schiff base moiety as potential antiviral agents. *Bioorg. Med. Chem. Lett.*, **2018**, *28*, 2979-2984. Doi: <https://doi.org/10.1016/j.bmcl.2018.06.049>
7. Chen, Y.; Li, P.; Su, S.; Chen, M.; He, J.; Liu, L.; *et al.* Synthesis and antibacterial and antiviral activities of myricetin derivatives containing a 1,2,4-triazole Schiff base. *RSC Adv.*, **2019**, *9*, 23045-23052. Doi: [10.1039/C9RA05139B](https://doi.org/10.1039/C9RA05139B)
8. Abdeldjebar, H.; Ait-Ramdane-Terbouche, C.; Terbouche, A.; Lakhdari, H. Exploring Schiff base ligand inhibitor for cancer and neurological cells, viruses and bacteria receptors by homology modeling and molecular docking. *Computat. Toxicol.*, **2022**, *23*, 100231. Doi: <https://doi.org/10.1016/j.comtox.2022.100231>
9. Iacopetta, D.; Ceramella, J.; Catalano, A.; Saturnino, C.; Bonomo, M.G.; Franchini, C.; *et al.* Schiff bases: interesting scaffolds with promising antitumoral properties. *Appl. Sci.*, **2021**, *11*, 1877. Doi: <https://doi.org/10.3390/app11041877>
10. Majid, S.A.; Mir, J.M.; Jan, G.; Shalla, A.H. Schiff base complexes, cancer cell lines, and anticancer evaluation: a review. *J. Coord. Chem.*, **2022**, *75*(15-16), 2018-2038. Doi: <https://doi.org/10.1080/00958972.2022.2131402>
11. Ceramella, J.; Iacopetta, D.; Catalano, A.; Cirillo, F.; Lappano, R.; Sinicropi, M.S. A review on the antimicrobial activity of Schiff bases: Data collection and recent studies. *Antibiotics*, **2022**, *11*, 191. Doi: <https://doi.org/10.3390/antibiotics11020191>
12. Chandramouli, C.; Shivanand, M.; Nayanbhai, T.; Bheemachari, B.; Udupi, R. Synthesis and biological screening of certain new triazole Schiff bases and their derivatives bearing substituted benzothiazole moiety. *J. Chem. Pharm. Res.*, **2012**, *4*, 1151-1159.
13. Hearn, M.J.; Cynamon, M.H.; Chen, M.F.; Coppins, R.; Davis, J.; Joo-On Kang, H.; Noble, A.; Tu-Sekine, B.; Terrot, M.S.; Trombino, D.; *et al.* Preparation and antitubercular activities *in vitro* and *in vivo* of novel Schiff bases of isoniazid. *Eur. J. Med. Chem.*, **2009**, *44*, 4169-4178. Doi: <https://doi.org/10.1016/j.ejmech.2009.05.009>

14. Chaubey, A.K.; Pandeya, S.N. Synthesis & anticonvulsant activity (Chemo Shock) of Schiff and Mannich bases of isatin derivatives with 2-amino pyridine (mechanism of action). *Int. J. Pharmtech Res.*, **2012**, *4*, 590-598.
15. Kumar, M.; Padmini, T.; Ponnuel, K. Synthesis, characterization and antioxidant activities of Schiff bases are of cholesterol. *J. Saudi Chem. Soc.*, **2017**, *21*, S322-S328. Doi: <https://doi.org/10.1016/j.jscs.2014.03.006>
16. Mathew, B.; Vakketh, S.S.; Kumar, S.S. Synthesis, molecular properties and anthelmintic activity of some Schiff bases of 1,3,4-thiadiazole derivatives. *Der Pharma Chem.*, **2010**, *2*(5), 337-343.
17. Abid, M.; Husain, K.; Azam, A. Synthesis and antiamoebic activity of new oxime ether derivatives containing 2-acetylpyridine/2-acetylfuran. *Bioorg. Med. Chem. Lett.*, **2005**, *15*(19), 4375-4379. Doi: <https://doi.org/10.1016/j.bmcl.2005.06.029>
18. Goebel, T.; Ulmer, D.; Projahn, H.; Kloeckner, J.; Heller, E.; Glaser, M.; *et al.* In search of novel agents for therapy of tropical diseases and human immunodeficiency virus. *J. Med. Chem.*, **2008**, *51*(2), 238-250. Doi: [10.1021/jm070763y](https://doi.org/10.1021/jm070763y)
19. Tople, M.S.; Patel, N.B.; Patel, P.P.; Purohit, A.C.; Ahmad, I.; Patel, H. An *in silico-in vitro* antimalarial and antimicrobial investigation of newer 7-chloroquinoline based Schiff-bases. *J. Mol. Struct.*, **2023**, *1271*, 134016. Doi: <https://doi.org/10.1016/j.molstruc.2022.134016>
20. Al-Mudhafar, M.M.J.; Omar, T.N.; Abdulhadi, S.L. Bis-Schiff bases of isatin derivatives synthesis, and their biological activities: a review. *Al Mustans. J. Pharm. Sci.*, **2022**, *22*(1), 23-48. Doi: <https://doi.org/10.32947/ajps.v22i1.827>
21. Alotaibi, S.H.; Amer, H.H.; Touil, N.; Abdel-Moneim, A.S.; Soliman, M.M.; Zaki, Y.H. Synthesis, characterization and molecular docking of new nucleosides and Schiff bases derived from ampyrone as antiviral agents to contain the COVID-19 virus. *Polycycl. Aromat. Comp.*, **2022**, *in press*. Doi: <https://doi.org/10.1080/10406638.2022.2045329>
22. Said, M.A.; Khan, D.J.; Al-Blewi, F.F.; Al-Kaff, N.S.; Ali, A.A.; Rezki, N.; *et al.* New 1,2,3-triazole scaffold Schiff bases as potential anti-COVID-19: design, synthesis, DFT-molecular docking, and cytotoxicity aspects. *Vaccines*, **2021**, *9*(9), 1012. Doi: <https://doi.org/10.3390/vaccines9091012>
23. Alshammari, M.B.; Ramadan, M.; Aly, A.A.; El-Sheref, E.M.; Bakht, M.A.; Ibrahim, M.A.; *et al.* Synthesis of potentially new Schiff bases of *N*-substituted-2-quinolonylacetohydrazides as anti-COVID-19 agents. *J. Mol. Struct.*, **2021**, *1230*, 129649. Doi: <https://doi.org/10.1016/j.molstruc.2020.129649>
24. Iacopetta, D.; Ceramella, J.; Catalano, A.; Saturnino, C.; Pellegrino, M.; Mariconda, A.; Longo, P.; Sinicropi, M.S.; Aquaro, S. COVID-19 at a glance: An up-to-date overview on variants, drug design and therapies. *Viruses*, **2022**, *14*, 573. Doi: <https://doi.org/10.3390/v14030573>
25. Çınar, E.; Başaran, E.; Erdoğan, Ö.; Çakmak, R.; Boğa, M.; Çevik, Ö. Heterocyclic Schiff base derivatives containing pyrazolone moiety: synthesis, characterization, and *in vitro* biological studies. *J. Chin. Chem. Soc.*, **2021**, *68*(12), 2355-2367. Doi: <https://doi.org/10.1002/jccs.202100357>
26. Çakmak, R.; Başaran, E.; Boğa, M.; Erdoğan, Ö.; Çınar, E.; Çevik, Ö. Schiff base derivatives of 4-aminoantipyrine as promising molecules: synthesis, structural characterization, and biological activities. *Russ. J. Bioorg. Chem.*, **2022**, *48*(2), 334-344. Doi: <https://doi.org/10.1134/S1068162022020182>
27. Xu, R.; Qiu, S.; Zhang, J.; Liu, X.; Zhang, L.; Xing, H.; *et al.* Silibinin Schiff base derivatives counteract CCl₄-induced acute liver injury by enhancing anti-inflammatory and antiapoptotic bioactivities. *Drug Design, Develop. Ther.*, **2022**, *16*, 1441-1456.

28. Sinicropi, M.S.; Ceramella, J.; Iacopetta, D.; Catalano, A.; Mariconda, A.; Rosano, C.; Saturnino, C.; El-Kashef, H.; Longo, P. Metal complexes with Schiff bases: data collection and recent studies on biological activities. *Int. J. Mol. Sci.*, **2022**, *23*, 14840. Doi: <https://doi.org/10.3390/ijms232314840>
29. Ghanghas, P.; Choudhary, A.; Kumar, D.; Poonia, K. Coordination metal complexes with Schiff bases: Useful pharmacophores with comprehensive biological applications. *Inorg. Chem. Commun.*, **2021**, *130*, 108710. Doi: <https://doi.org/10.1016/j.inoche.2021.108710>
30. Chaudhary, N.K.; Guragain, B.; Chaudhary, S.K.; Mishra, P. Schiff base metal complex as a potential therapeutic drug in medical science: A critical review. *Bibechana*, **2021**, *18*(1), 214-230. Doi: <https://doi.org/10.3126/bibechana.v18i1.29841>
31. Schwartz, J.A.; Lium, E.K.; Silverstein, S.J. Herpes simplex virus type 1 entry is inhibited by the cobalt chelate complex CTC-96. *J. Virol.* **2001**, *75*, 4117–4128. Doi: [10.1128/JVI.75.9.4117-4128.2001](https://doi.org/10.1128/JVI.75.9.4117-4128.2001)
32. Catalano, A.; Sinicropi, M.S.; Iacopetta, D.; Ceramella, J.; Mariconda, A.; Rosano, C.; Scali, E.; Saturnino, C.; Longo, P. A review on the advancements in the field of metal complexes with Schiff bases as antiproliferative agents. *Appl. Sci.*, **2021**, *11*, 6027. Doi: <https://doi.org/10.3390/app11136027>
33. Rao, N.N.; Gopichand, K.; Nagaraju, R.; Ganai, A.M.; Rao, P.V. Design, synthesis, spectral characterization, DNA binding, photo cleavage and antibacterial studies of transition metal complexes of benzothiazole Schiff base. *Chem. Data Collect.*, **2020**, *27*, 100368. Doi: <https://doi.org/10.1016/j.cdc.2020.100368>
34. Xiong, Y.; Li, X.; Li, M.; Qin, H.; Chen, C.; Wang, D.; *et al.* What is hidden behind Schiff base hydrolysis? Dynamic covalent chemistry for the precise capture of sialylated glycans. *J. Am. Chem. Soc.*, **2020**, *142*(16), 7627-7637. Doi: <https://doi.org/10.1021/jacs.0c01970>
35. Bhunia, A.; Vojtišek, P.; Bertolasi, V.; Manna, S.C. Tridentate Schiff base coordinated trigonal bipyramidal/square pyramidal copper(II) complexes: Synthesis, crystal structure, DFT/TD-DFT calculation, catecholase activity and DNA binding. *J. Mol. Struct.*, **2019**, *1189*, 94–101 Doi: <https://doi.org/10.1016/j.molstruc.2019.03.098>
36. Ahamad, M.N.; Iman, K.; Raza, M.K.; Kumar, M.; Ansari, A.; Ahmad, M.; *et al.* Anticancer properties, apoptosis and catecholase mimic activities of dinuclear cobalt (II) and copper (II) Schiff base complexes. *Bioorg. Chem.*, **2020**, *95*, 103561. Doi: <https://doi.org/10.1016/j.bioorg.2019.103561>
37. Kar, K.; Ghosh, D.; Kabi, B.; Chandra, A. A concise review on cobalt Schiff base complexes as anticancer agents. *Polyhedron*, **2022**, *222*, 115890. Doi: <https://doi.org/10.1016/j.poly.2022.115890>
38. Khan, E.; Hanif, M.; Akhtar, M.S. Schiff bases and their metal complexes with biologically compatible metal ions; biological importance, recent trends and future hopes. *Rev. Inorg. Chem.* **2022**, *42*, 307-325. <https://doi.org/10.1515/revic-2021-0034>
39. Liu, S.; Han, J.; Wang, W.; Chang, Y.; Wang, R.; Wang, Z.; *et al.* AIE-active Ir (III) complexes functionalised with a cationic Schiff base ligand: synthesis, photophysical properties and applications in photodynamic therapy. *Dalton Transact.* **2022**, *51*(42), 16119-16125.
40. Aroua, L.M.; Al-Hakimi, A.N.; Abdulghani, M.A.; Alhag, S.K. Elaboration of novel urea bearing Schiff bases as potent *in vitro* anticancer candidates with low *in vivo* acute oral toxicity. *Main Group Chem.*, **2022**, *in press*. Doi: [10.3233/MGC-220019](https://doi.org/10.3233/MGC-220019)
41. Catalano, A.; Iacopetta, D.; Sinicropi, M.S.; Franchini, C. Diarylureas as antitumor agents. *Appl. Sci.*, **2021**, *11*(1), 374. Doi: <https://doi.org/10.3390/app11010374>
42. Aroua, L.M.; Al-Hakimi, A.N.; Abdulghani, M.A.; Alhag, S.K. Cytotoxic urea Schiff base complexes for multidrug discovery as anticancer activity and low *in vivo* oral assessing

- toxicity. *Arab. J. Chem.*, **2022**, *15*(8), 103986. Doi: <https://doi.org/10.1016/j.arabjc.2022.103986>
43. Catalano, A.; Iacopetta, D.; Pellegrino, M.; Aquaro, S.; Franchini, C.; Sinicropi, M.S. Diarylureas: repositioning from antitumor to antimicrobials or multi-target agents against new pandemics. *Antibiotics*, **2021**, *10*(1), 92. Doi: <https://doi.org/10.3390/antibiotics10010092>
44. Iacopetta, D.; Catalano, A.; Ceramella, J.; Saturnino, C.; Salvagno, L.; Ielo, I.; et al. The different facets of triclocarban: A review. *Molecules*, **2021**, *26*, 2811. Doi: <https://doi.org/10.3390/molecules26092811>
45. Catalano, A. Diarylurea: A privileged scaffold in drug discovery and therapeutic development. *Curr. Med. Chem.*, **2022**, *29*(25), 4302-4306. Doi: <https://doi.org/10.2174/0929867329666220111121251>