

RESEARCH ARTICLE

WILEY

The oriented swap process and last passage percolation

Elia Bisi¹ | Fabio Deelan Cunden² | Shane Gibbons³ | Dan Romik⁴

¹Technische Universität Wien, Institut für Stochastik und Wirtschaftsmathematik, E 105-07, Wiedner Hauptstraße 8-10 Wien, 1040, Austria

²Dipartimento di Matematica, Università degli Studi di Bari, Bari, Italy

³School of Mathematics and Statistics, University College Dublin, Dublin 4, Ireland

⁴Department of Mathematics, University of California, Davis, Davis, California, USA

Correspondence

Elia Bisi, Technische Universität Wien, Institut für Stochastik und Wirtschaftsmathematik, E 105-07, Wiedner Hauptstraße 8-10, 1040 Wien, Austria.
Email: elia.bisi@tuwien.ac.at

Abstract

We present new probabilistic and combinatorial identities relating three random processes: the oriented swap process (OSP) on n particles, the corner growth process, and the last passage percolation (LPP) model. We prove one of the probabilistic identities, relating a random vector of LPP times to its dual, using the duality between the Robinson–Schensted–Knuth and Burge correspondences. A second probabilistic identity, relating those two vectors to a vector of “last swap times” in the OSP, is conjectural. We give a computer-assisted proof of this identity for $n \leq 6$ after first reformulating it as a purely combinatorial identity, and discuss its relation to the Edelman–Greene correspondence. The conjectural identity provides precise finite- n and asymptotic predictions on the distribution of the absorbing time of the OSP, thus conditionally solving an open problem posed by Angel, Holroyd, and Romik.

KEYWORDS

Burge correspondence, Edelman–Greene correspondence, last passage percolation, reduced word decomposition, Robinson–Schensted–Knuth correspondence, sorting network, staircase Young tableau, Tracy–Widom distribution

1 | INTRODUCTION

Randomly growing Young diagrams, and the related models known as *Last Passage Percolation* (LPP) and the *Totally Asymmetric Simple Exclusion Process* (TASEP), are intensively studied

This is an open access article under the terms of the Creative Commons Attribution License, which permits use, distribution and reproduction in any medium, provided the original work is properly cited.

© 2021 The Authors. *Random Structures and Algorithms* published by Wiley Periodicals LLC.

stochastic processes. Their analysis has revealed many rich connections to the combinatorics of Young tableaux, longest increasing subsequences, the Robinson–Schensted–Knuth (RSK) algorithm, and related topics—see, for example, [31, Chs. 4–5].

Random sorting networks are another family of random processes. Two main models, the *Uniform Random Sorting Network* and the *Oriented Swap Process* (OSP), have been analyzed [1–3, 15, 17] and are known to have connections to the TASEP, LPP, and also to staircase shape Young tableaux via the *Edelman–Greene bijection* [19].

In this article, we discuss a new and surprising meeting point between the aforementioned subjects. In an attempt to address an open problem from [2] concerning the absorbing time of the OSP, we discovered elegant distributional identities relating the OSP to LPP, and LPP to itself. We will prove one of the two main identities; the other one is a conjecture that we have been able to verify for small values of a parameter n . The analysis relies in a natural way on well-known notions of algebraic combinatorics, namely the RSK, Burge, and Edelman–Greene correspondences.

Our conjectured identity apparently requires new combinatorics to be explained and has far-reaching consequences for the asymptotic behavior of the OSP as the number of particles grows to infinity, as will be explained in Section 1.3.

Most of the results in this article were obtained in 2019 and announced in the proceedings of the 32nd Conference on Formal Power Series and Algebraic Combinatorics [7]. The present article contains complete proofs, as well as additional material including:

- More detailed information about the RSK and Burge correspondences for random tableaux and their connection to distributional symmetries in LPP.
- Some explicit formulas related to the conjectural identity and its connection to the largest eigenvalue of certain random matrices and Tracy–Widom distributions.
- More details about the Edelman–Greene correspondence and its relation to the conjectural identity.

1.1 | Models

The two main identities presented in this article take the form

$$U_n \stackrel{D}{=} V_n \stackrel{D}{=} W_n,$$

where $\stackrel{D}{=}$ denotes equality in distribution, and U_n, V_n, W_n are $(n - 1)$ -dimensional random vectors associated with the following three random processes.

1.1.1 | The oriented swap process

This process [2] describes randomly sorting a list of n particles labeled $1, \dots, n$. At time $t = 0$, particle labeled j is in position j on the finite integer lattice $[1, n] = \{1, \dots, n\}$. All pairs of adjacent positions $k, k + 1$ of the lattice are assigned independent Poisson clocks. The system then evolves according to the random dynamics whereby each pair of particles with labels i, j occupying respective positions $k, k + 1$ attempt to swap when the corresponding Poisson clock rings; the swap succeeds only if $i < j$, that is, if the swap increases the number of inversions in the sequence of particle labels. The OSP can also be interpreted as a continuous-time random walk on the Cayley graph of S_n with adjacent swaps as generators (considered as a directed graph). See Figure 1A.

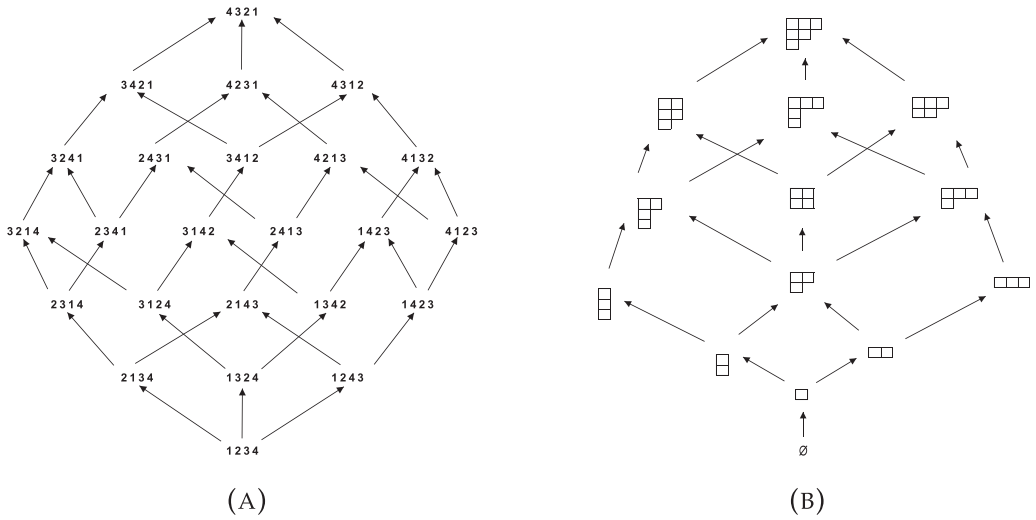


FIGURE 1 Graphs related to the random walks representations of the oriented swap process and the randomly growing Young diagram model. They can be regarded as *directed* graphs, with edges directed from bottom to top. (A) The Cayley graph of S_n with Coxeter generators given by adjacent transpositions, for $n = 4$. (B) The Young sublattice $\mathcal{Y}(\delta_n)$ of all Young sub-diagrams of the staircase shape δ_n , for $n = 4$

We define the vector $U_n = (U_n(1), \dots, U_n(n - 1))$ of last swap times by

$$U_n(k) := \text{the last time } t \text{ at which a swap occurs between positions } k \text{ and } k + 1.$$

As explained in [2], the last swap times are related to the *particle finishing times*: it is easy to see that $\max\{U_n(n - k), U_n(n - k + 1)\}$ is the finishing time of particle k (with the convention that $U_n(0) = U_n(n) = 0$); see the equation on the last line of page 1988 of [2].

1.1.2 | Randomly growing a staircase shape Young diagram

This process is a variant of the *corner growth process*. Starting from the empty Young diagram, boxes are successively added at random times, one box at each step, to form a larger diagram until the staircase shape $\delta_n = (n - 1, n - 2, \dots, 1)$ is reached. We identify each box of a Young diagram λ with the position $(i, j) \in \mathbb{N}^2$, where i and j are the row and column index, respectively. All boxes are assigned independent Poisson clocks. Each box $(i, j) \in \delta_n$, according to its Poisson clock, attempts to add itself to the current diagram λ , succeeding if and only if $\lambda \cup \{(i, j)\}$ is still a Young diagram. Notice that the randomly growing Young diagram model can be thought of as a continuous-time random walk, starting from \emptyset and ending at δ_n , on the graph of Young diagrams contained in δ_n (regarded in the obvious way as a directed graph). See Figure 1B. Furthermore, note that every such random walk path is encoded by a standard Young tableau of shape δ_n , where the box added after m steps is filled with m , for all $m = 1, \dots, \binom{n}{2}$. For more details on this, see Section 3.1 and, in particular, (22).

We define $V_n = (V_n(1), \dots, V_n(n - 1))$ as the vector that records when boxes along the $(n - 1)$ th anti-diagonal are added:

$$V_n(k) := \text{the time at which the box at position } (n - k, k) \text{ is added.}$$

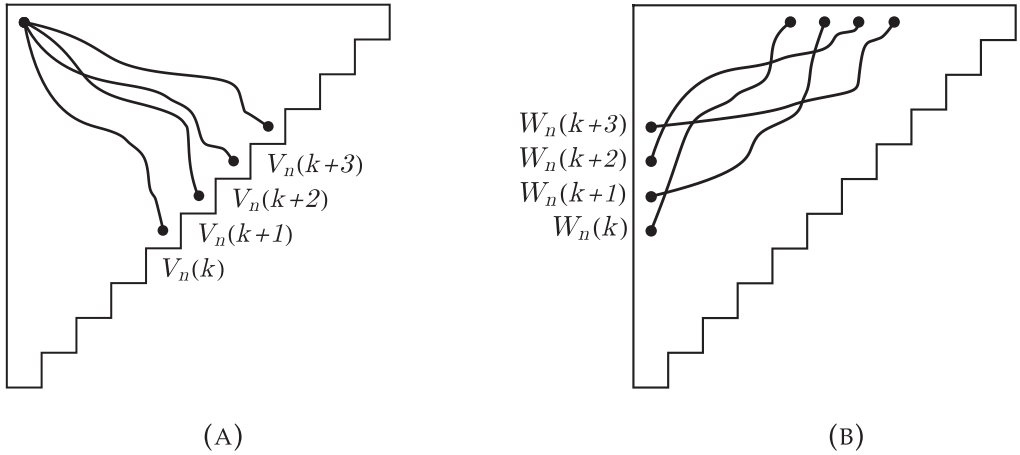


FIGURE 2 A schematic illustration of point-to-line and line-to-line last passage percolation vectors. (A) Point-to-line LPP vector V_n . (B) Line-to-line LPP vector W_n

1.1.3 | The last passage percolation model

This process describes the maximal time spent traveling from one vertex to another of the two-dimensional integer lattice along a directed path in a random environment. Let $(X_{i,j})_{i,j \geq 1}$ be an array of independent and identically distributed (i.i.d.) non-negative random variables, referred to as *weights*. For $(a, b), (c, d) \in \mathbb{N}^2$, define a *directed lattice path* from (a, b) to (c, d) to be any sequence $((i_k, j_k))_{k=0}^m$ of minimal length $|c-a|+|d-b|$ such that $(i_0, j_0) = (a, b)$, $(i_m, j_m) = (c, d)$, and $|i_{k+1}-i_k|+|j_{k+1}-j_k| = 1$ for all $0 \leq k < m$. We then define the LPP time from (a, b) to (c, d) as

$$L(a, b; c, d) := \max_{\pi: (a,b) \rightarrow (c,d)} \sum_{(i,j) \in \pi} X_{i,j}, \tag{1}$$

where the maximum is over all directed lattice paths π from (a, b) to (c, d) . It is immediate to see that LPP times starting at a fixed point, say $(1, 1)$, satisfy the recursive relation

$$L(1, 1; i, j) = \max \{L(1, 1; i-1, j), L(1, 1; i, j-1)\} + X_{i,j}, \quad i, j \geq 1, \tag{2}$$

with the boundary condition $L(1, 1; i, j) := 0$ if $i = 0$ or $j = 0$.

If the weights $X_{i,j}$ are i.i.d. exponential random variables of rate 1, the LPP model has a precise connection (see [31, Ch. 4]) with the corner growth process, whereby each random variable $L(1, 1; i, j)$ is the time when box (i, j) is added to the randomly growing Young diagram. We can thus equivalently define V_n in terms of the last passage times between the fixed vertex $(1, 1)$ and the vertices (i, j) along the anti-diagonal line $i + j = n$:

$$V_n = (L(1, 1; n-1, 1), L(1, 1; n-2, 2), \dots, L(1, 1; 1, n-1)). \tag{3}$$

We refer to this as the *point-to-line* LPP vector (see the illustration in Figure 2A and the discussion in Section 1.3).

Observe that $V_n(k)$ is the LPP time between two opposite vertices of the rectangular lattice $[1, n-k] \times [1, k]$, namely $(1, 1)$ and $(n-k, k)$. On the other hand, we can also consider the “dual” last passage times between the other two opposite vertices of the same rectangles, defining the vector $W_n = (W_n(1), \dots, W_n(n-1))$ as

$$W_n := (L(n-1, 1; 1, 1), L(n-2, 1; 1, 2), \dots, L(1, 1; 1, n-1)). \tag{4}$$

In this case, the starting and ending points for each last passage time vary simultaneously along the two lines $i = 1$ and $j = 1$, respectively. We then refer to this vector \mathbf{W} as the *line-to-line LPP vector* (see Figure 2B).

1.2 | Main results

We can now state our results.

Theorem 1. $V_n \stackrel{D}{=} W_n$ for all $n \geq 2$.

Conjecture 1. $U_n \stackrel{D}{=} V_n$ for all $n \geq 2$.

One might hope to prove Theorem 1 and Conjecture 1 by methods similar to those used to derive standard relations about LPP. For example, the LPP recursive relation (2) yields an explicit recursive formula for the joint density of V_n ,

$$p_{V_n}(v_1, \dots, v_{n-1}) = \int_0^{\min(v_1, v_2)} dy_1 \int_0^{\min(v_2, v_3)} dy_2 \cdots \int_0^{\min(v_{n-2}, v_{n-1})} dy_{n-2} \times \exp \left\{ \sum_{k=1}^{n-1} [\max(y_{k-1}, y_k) - v_k] \right\} p_{V_{n-1}}(y_1, \dots, y_{n-2}) \tag{5}$$

for $n \geq 3$, with the convention that $y_0 = y_{n-1} = 0$, with the initial condition $p_{V_2}(v) = e^{-v} \mathbb{1}_{[0, \infty)}(v)$. Surprisingly, formula (5) also holds for the line-to-line LPP vector \mathbf{W}_n (as it must, by virtue of Theorem 1); Conjecture 1 says that the joint density of \mathbf{U}_n should also satisfy the same recursive relation. However, we know of no simple recursive structure in the corresponding models to make possible such a direct proof.

Theorem 1 and Conjecture 1 imply the equality of the one-dimensional marginal distributions

$$U_n(k) \stackrel{D}{=} V_n(k) \stackrel{D}{=} W_n(k), \quad \text{for all } 1 \leq k \leq n - 1, n \geq 2. \tag{6}$$

The identity $U_n(k) \stackrel{D}{=} V_n(k)$ was proved by Angel, Holroyd, and Romik [2] using a connection between the OSP, the TASEP and the corner growth model. The identity $V_n(k) \stackrel{D}{=} W_n(k)$ follows immediately from the observation that these two variables are the LPP times, on the same i.i.d. environment $(X_{i,j})_{i,j \geq 1}$, between two pairs of opposite vertices of the same rectangular lattice $[1, n - k] \times [1, k]$.

It is also easy to see that the following two-dimensional marginals coincide

$$(U_n(1), U_n(n - 1)) \stackrel{D}{=} (V_n(1), V_n(n - 1)) \stackrel{D}{=} (W_n(1), W_n(n - 1)), \tag{7}$$

for all $n \geq 2$. The second equality actually holds almost surely, since \mathbf{V}_n and \mathbf{W}_n are LPP vectors on the same environment $(X_{i,j})_{i,j \geq 1}$. To check the first identity, observe that $U_n(n - 1)$ and $U_n(1)$ are the finishing times of the first and last particle in the OSP, respectively. Particle labeled 1 (resp. n) jumps $n - 1$ times only to the right (resp. to the left), always with rate 1. All these jumps are independent of each other, except the one that occurs when particles 1 and n are adjacent and swap. Hence, $(U_n(1), U_n(n - 1))$ is jointly distributed as $(\Gamma + X, \Gamma' + X)$ where Γ, Γ' are independent with $\text{Gamma}(n - 2, 1)$ distribution and X has $\text{Exp}(1)$ distribution and is independent of Γ, Γ' . This is the same joint distribution of the LPP times $(V_n(1), V_n(n - 1))$.

Theorem 1 is proved in Section 2. As we will see, the distributional identity $V_n \stackrel{D}{=} W_n$ arises as a special case of a more general family of identities (Theorem 4) involving LPP times between pairs of opposite vertices in rectangles $[1, i] \times [1, j]$, where each (i, j) belongs to the so-called border strip of a Young diagram. This result is, in turn, a consequence of the duality between the RSK and Burge correspondences, and holds also in the discrete setting where the weights $X_{i,j}$ follow a geometric distribution. Theorem 1 can be seen as a special case of a “shift-invariance” symmetry, conjectured in [12] for a variety of integrable stochastic systems, and recently proved in full generality in [16, Theorem 1.2].

On the other hand, the conjectural equality in distribution between U_n and V_n remains mysterious, but we made some progress toward understanding its meaning by reformulating it as an algebraic-combinatorial identity that is of independent interest.

Conjecture 2. For $n \geq 2$, we have the identity of vector-valued generating functions

$$\sum_{t \in \text{SYT}(\delta_n)} f_t(x_1, \dots, x_{n-1}) \sigma_t = \sum_{s \in \text{SN}_n} g_s(x_1, \dots, x_{n-1}) \pi_s. \tag{8}$$

Precise definitions and examples will be given in Section 3, where we will prove the equivalence between Conjectures 1 and 2. For the moment, we only remark that the sums on the left-hand and right-hand sides of (8) range over the sets of staircase shape standard Young tableaux t and sorting networks s of order n , respectively; f_t and g_s are certain rational functions, and σ_t, π_s are permutations in the symmetric group S_{n-1} that are associated with t and s .

The identity (8) reduces the proof of $U_n \stackrel{D}{=} V_n$ for fixed n to a concrete finite computation. This enabled us to provide a computer-assisted verification of Conjecture 1 for $4 \leq n \leq 6$ (the cases $n = 2, 3$ can be checked by hand) and thus prove the following:

Theorem 2. $U_n \stackrel{D}{=} V_n$ for $2 \leq n \leq 6$.

1.3 | Absorbing times and random matrices

Conjecture 1 has an important consequence in the asymptotic analysis of the OSP. Specifically, it addresses the open problem posed in [2] (see also [31, Ex. 5.22(e), p. 331]) about the limiting distribution, as $n \rightarrow \infty$, of

$$U_n^{\max} := \max_{1 \leq k \leq n-1} U_n(k), \tag{9}$$

that is, the absorbing time of the OSP on n particles.

Observe first that the random variable

$$V_n^{\max} := \max_{1 \leq k \leq n-1} V_k = \max_{\substack{\pi: (1,1) \rightarrow (a,b), \\ a+b=n}} \sum_{(i,j) \in \pi} X_{i,j}, \tag{10}$$

where $(X_{i,j})_{i,j \geq 1}$ are i.i.d. exponential random variables of rate 1, represents the time until the staircase shape δ_n is reached in the corner growth process. As the last expression in (10) points out, it can also be seen as the maximal time spent traveling from the point $(1, 1)$ to any point of the line $\{(a, b) \in \mathbb{N}^2 : a + b = n\}$ along a directed path in an exponentially distributed random environment. This variable has been referred to as the *point-to-line* LPP time and has been an object of study in the literature.

It is known that the point-to-line LPP time V_n^{\max} with exponential weights is exactly distributed as the largest eigenvalue $\lambda_{\max}^{(n)}$ of an $n \times n$ random matrix drawn from the Laguerre orthogonal ensemble (LOE)—see, for example, [4, 20]. In the limit as $n \rightarrow \infty$, $\lambda_{\max}^{(n)}$ features KPZ fluctuations of order $n^{1/3}$ and has the $\beta = 1$ Tracy–Widom distribution (first obtained by Tracy and Widom in [35]) as its limiting law; see [26, Theorem 1.1].

The asymptotic distribution of the point-to-line LPP time and some closely related random variables have also been studied independently of its connection with random matrix theory. Baik and Rains [5] proved a limit theorem for a conceptually related model, that is, the length of the longest increasing subsequence of random involutions. Borodin, Ferrari, Prähofer, and Sasamoto [11, 32] studied the asymptotic distribution of the TASEP with particle-hole alternating (“flat”) initial configuration; using the usual correspondence between LPP and TASEP, this can be viewed as an analogous result for the point-to-line LPP model. More recently, Bisi and Zygouras [9, Theorem 1.1] obtained the asymptotics of the point-to-line LPP time (10) using the determinantal structure provided by symplectic Schur functions.

On the other hand, modulo Conjecture 1, we have that

$$U_n^{\max} \stackrel{D}{=} V_n^{\max}. \quad (11)$$

The precise knowledge of the (finite n and asymptotic) distribution of V_n^{\max} thus extends to U_n^{\max} .

Corollary 1. *Let U_n^{\max} be the absorbing time of the OSP on n particles, as in (9). Then, assuming Conjecture 1:*

(i) *for any $n \geq 2$, $t \geq 0$,*

$$\mathbb{P}(U_n^{\max} \leq t) = \frac{1}{C_n} \int_{[0,t]^{n-1}} \prod_{1 \leq i < j \leq n-1} |y_i - y_j| \prod_{i=1}^{n-1} e^{-y_i} dy_i, \quad (12)$$

where C_n is a normalization constant;

(ii) *the following limit in distribution holds:*

$$\frac{U_n^{\max} - 2n}{(2n)^{1/3}} \xrightarrow{n \rightarrow \infty} F_1, \quad (13)$$

where F_1 is the $\beta = 1$ Tracy–Widom law.

The integral formula in (12) is the distribution function of the largest eigenvalue in the LOE. It occurs in the following way. Let Y be an $n \times (n - 1)$ matrix with entries that are independent real Gaussian random variables with mean zero and variance $1/2$. Then the right-hand side in (12) is the probability that the largest eigenvalue of YY^T (also called a real Wishart matrix) is less than t —see, for example, [21, § 3.2].

As mentioned in the extended abstract version of this article [7], the distributional limit (13) answers the open problem posed in [2] about the asymptotic distribution of the absorbing time of the OSP, conditionally on Conjecture 1. Following the appearance of the extended abstract version of this article, Bufetov, Gorin, and Romik found a way to derive (11) (and therefore deduce (12) and (13)) by proving a weaker version of our Conjecture 1 that equates the joint distribution functions of the random vectors U_n and V_n for “diagonal points,” that is, points $(t, t, \dots, t) \in \mathbb{R}^{n-1}$. This is of course

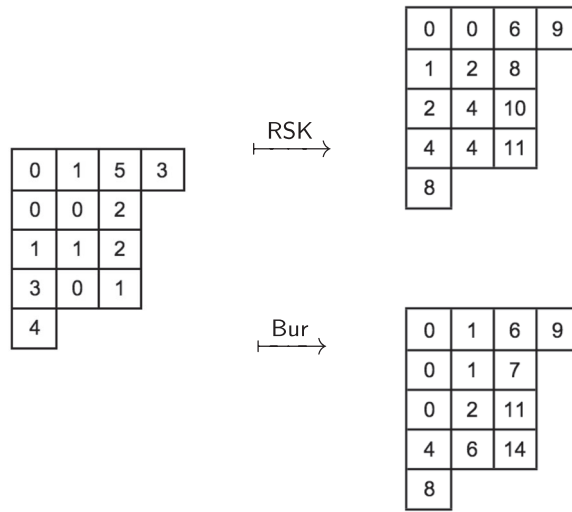


FIGURE 3 Illustration of the RSK and Burge correspondences

sufficient to imply equality in distribution of the maxima of the coordinates of the respective vectors. Thus, the open problem from [2] is now settled.

Theorem 3 (Bufetov–Gorin–Romik [13]). *The relations (11)–(13) are true unconditionally.*

2 | EQUIDISTRIBUTION OF LPP TIMES AND DUAL LPP TIMES ALONG BORDER STRIPS

The goal of this section is to prove Theorem 1. We will in fact prove a more general statement (Theorem 4), which establishes the joint distributional equality between LPP times and dual LPP times along the so-called “border strips.”

2.1 | LPP and dual LPP tableaux

We first fix some terminology. We say that (i, j) is a *border box* of a Young diagram λ if $(i + 1, j + 1) \notin \lambda$, or equivalently if (i, j) is the last box of its diagonal. We refer to the set of border boxes of λ as the *border strip* of λ . We say that $(i, j) \in \lambda$ is a *corner* of λ if $\lambda \setminus \{(i, j)\}$ is a Young diagram. Note that every corner is a border box. We refer to any array $x = \{x_{i,j} : (i, j) \in \lambda\}$ of non-negative real numbers as a *tableau* of shape λ . We call such an x an *interlacing tableau* if its diagonals interlace, in the sense that

$$x_{i-1,j} \leq x_{i,j} \quad \text{if } i > 1 \quad \text{and} \quad x_{i,j-1} \leq x_{i,j} \quad \text{if } j > 1 \tag{14}$$

for all $(i, j) \in \lambda$, or equivalently if its entries are weakly increasing along rows and columns. As a reference, see the tableaux in Figure 3. Their common shape $\lambda = (4, 3, 3, 3, 1)$ has border strip $\mathcal{B} = \{(1, 4), (1, 3), (2, 3), (3, 3), (4, 3), (4, 2), (4, 1), (5, 1)\}$, and corners $(1, 4), (4, 3), (5, 1)$; the two tableaux on the right are interlacing.

Throughout this section, λ will denote an arbitrary but fixed Young diagram. Let now X be a *random* tableau of shape λ with i.i.d. non-negative random entries $X_{i,j}$. We can then define the associated LPP

time $L(a, b; c, d)$ on X between two boxes $(a, b), (c, d) \in \lambda$ as in (1). We will mainly be interested in the special λ -shaped tableaux $L = (L_{i,j})_{(i,j) \in \lambda}$ and $L^* = (L^*_{i,j})_{(i,j) \in \lambda}$, which we, respectively, call the *LPP tableau* and the *dual LPP tableau*, defined by

$$L_{i,j} := L(1, 1; i, j) \quad \text{and} \quad L^*_{i,j} := L(i, 1; 1, j), \quad \text{for } (i, j) \in \lambda. \tag{15}$$

It is easy to see from the definitions that L and L^* are both (random) interlacing tableaux.

Now, it is evident that, for each $(i, j) \in \lambda$, the distributions of $L_{i,j}$ and $L^*_{i,j}$ coincide. However, the joint distributions of L and L^* do not coincide in general.

Proposition 1. *Let X be a Young tableau of shape λ with i.i.d. non-deterministic¹ entries. Then the corresponding LPP and dual LPP tableaux L and L^* follow the same law if and only if λ is a hook shape (a Young diagram with at most one row of length > 1).*

Proof. If λ is a hook shape, then $L = L^*$ almost surely; in particular, the two tableaux have the same law. Suppose now that λ is not a hook shape, that is, $(2, 2) \in \lambda$. By definition of L and L^* , we have

$$\begin{aligned} L_{1,1} = L^*_{1,1} = X_{1,1}, \quad L_{1,2} = L^*_{1,2} = X_{1,1} + X_{1,2}, \quad L_{2,1} = L^*_{2,1} = X_{1,1} + X_{2,1}, \\ L_{2,2} = X_{1,1} + \max(X_{1,2}, X_{2,1}) + X_{2,2}, \quad L^*_{2,2} = X_{2,1} + \max(X_{1,1}, X_{2,2}) + X_{1,2}. \end{aligned}$$

It immediately follows that

$$\begin{aligned} L_{2,2} - L_{1,2} - L_{2,1} + L_{1,1} &= X_{2,2} - \min(X_{1,2}, X_{2,1}), \\ L^*_{2,2} - L^*_{1,2} - L^*_{2,1} + L^*_{1,1} &= \max(0, X_{2,2} - X_{1,1}). \end{aligned}$$

As by hypothesis the $X_{i,j}$'s are non-deterministic, there exists $t \in \mathbb{R}$ such that their (common) cumulative distribution function F satisfies $0 < F(t) < 1$. We then have, by independence of the $X_{i,j}$'s, that

$$\begin{aligned} \mathbb{P}(L_{2,2} - L_{1,2} - L_{2,1} + L_{1,1} < 0) &= \mathbb{P}(X_{2,2} < \min(X_{1,2}, X_{2,1})) \\ &\geq \mathbb{P}(X_{2,2} \leq t, X_{1,2} > t, X_{2,1} > t) = F(t)(1 - F(t))^2 > 0. \end{aligned}$$

On the other hand,

$$\mathbb{P}(L^*_{2,2} - L^*_{1,2} - L^*_{2,1} + L^*_{1,1} < 0) = \mathbb{P}(\max(0, X_{2,2} - X_{1,1}) < 0) = 0.$$

It follows that $L_{2,2} - L_{1,2} - L_{2,1} + L_{1,1}$ and $L^*_{2,2} - L^*_{1,2} - L^*_{2,1} + L^*_{1,1}$ are not equally distributed. In particular, L and L^* do not follow the same joint law. ■

The main result of this section is that certain distributional identities between LPP and dual LPP do hold as long as the common distribution of the weights is geometric or exponential:

Theorem 4. *Let X be a Young tableau of shape λ with i.i.d. geometric or i.i.d. exponential weights. Then the border strip entries (and in particular the corner entries) of the corresponding LPP and dual LPP tableaux L and L^* have the same joint distribution.*

¹In the sense that their common distribution is not a Dirac measure.

Theorem 1 immediately follows from Theorem 4 applied to tableaux of staircase shape $(n - 1, n - 2, \dots, 1)$, since in this case the coordinates of V_n and W_n are precisely the corner entries of L and L^* , respectively.

Remark 1. In a similar vein to how Proposition 1 illustrates the limits of what types of identities in distribution might be expected to hold, note as well that, in general, Theorem 4 fails to hold if the weights are neither geometric nor exponential. For example, consider the square shape $\lambda = (2, 2)$ and assume the $X_{i,j}$'s are uniformly distributed on $\{0, 1\}$. Then, we have that

$$\mathbb{P}(L_{1,2} = 2, L_{2,2} = 3, L_{2,1} = 1) = \mathbb{P}(X_{1,1} = X_{1,2} = X_{2,2} = 1, X_{2,1} = 0) = 2^{-4},$$

but

$$\mathbb{P}(L_{1,2}^* = 2, L_{2,2}^* = 3, L_{2,1}^* = 1) = 0.$$

Thus L and L^* , even when restricted to the border strip $\mathcal{B} = \{(2, 1), (2, 2), (1, 2)\}$ of λ , are not equally distributed.

2.2 | RSK and Burge correspondences

We will prove Theorem 4 via an extended version of two celebrated combinatorial maps, the RSK and Burge correspondences, acting on arrays of arbitrary shape λ .

We denote by $\text{Tab}_{\mathbb{Z}_{\geq 0}}(\lambda)$ the set of tableaux of shape λ with non-negative integer entries, and by $\text{IntTab}_{\mathbb{Z}_{\geq 0}}(\lambda)$ the subset of interlacing tableaux, in the sense of (14). Let $\Pi_{m,n}^{(k)}$ be the set of all unions of k disjoint non-intersecting directed lattice paths π_1, \dots, π_k with π_i starting at $(1, i)$ and ending at $(m, n - k + i)$. Similarly, let $\Pi_{m,n}^{*(k)}$ be the set of all unions of k disjoint non-intersecting directed lattice paths π_1, \dots, π_k with π_i starting at (m, i) and ending at $(1, n - k + i)$.

Theorem 5 ([8, 23, 28]). *Let λ be a Young diagram with border strip \mathcal{B} . There exist two bijections*

$$\begin{aligned} \text{RSK} : \text{Tab}_{\mathbb{Z}_{\geq 0}}(\lambda) &\rightarrow \text{IntTab}_{\mathbb{Z}_{\geq 0}}(\lambda), & x = \{x_{i,j} : (i,j) \in \lambda\} &\xrightarrow{\text{RSK}} r = \{r_{i,j} : (i,j) \in \lambda\}, \\ \text{Burge} : \text{Tab}_{\mathbb{Z}_{\geq 0}}(\lambda) &\rightarrow \text{IntTab}_{\mathbb{Z}_{\geq 0}}(\lambda), & x = \{x_{i,j} : (i,j) \in \lambda\} &\xrightarrow{\text{Burge}} b = \{b_{i,j} : (i,j) \in \lambda\}, \end{aligned}$$

called the RSK and Burge correspondences that are characterized (in fact defined) by the following relations: for any $(m, n) \in \mathcal{B}$ and $1 \leq k \leq \min(m, n)$,

$$\sum_{i=1}^k r_{m-i+1, n-i+1} = \max_{\pi \in \Pi_{m,n}^{(k)}} \sum_{(i,j) \in \pi} x_{i,j}, \tag{16}$$

$$\sum_{i=1}^k b_{m-i+1, n-i+1} = \max_{\pi \in \Pi_{m,n}^{*(k)}} \sum_{(i,j) \in \pi} x_{i,j}. \tag{17}$$

The RSK correspondence was introduced by Robinson, Schensted, and Knuth—see the classic paper [27] as well as the modern presentation in [34, § 7.11]. The Burge correspondence is one of the bijections presented in [14]—see also [22, App. A]. In the usual setting, both these maps are regarded as bijections between non-negative integer matrices x and a pair (P, Q) of semistandard Young tableaux of the same shape. They are defined, respectively, in terms of *row insertion* and *column insertion*,

two combinatorial algorithms that “insert” a given positive integer into a given semistandard Young tableau, yielding a new semistandard Young tableau with one extra box—see [22, § 1.1 and A.2].

Theorem 5 presents the RSK and Burge correspondences, in a somewhat untraditional way, as bijections between tableaux and interlacing tableaux with non-negative integer entries. This generalization goes through an alternative construction of these maps in terms of (max, min, +, −) operations on the elements of the input tableau, as described in [8, § 2] (therein, the bijections are further extended to tableaux with real entries). Relations (16) and (17) can be then regarded as an extension of so-called Greene’s theorem [23]. The paper of Krattenthaler [28] contains all the details of the constructions leading to Theorem 5, even though expressed in a slightly different language. For the reader’s convenience we translate the results of [28] into our setting in the Appendix.

For the proof of Theorem 4, we will be using the extremal cases $k = 1$ and $k = \min(m, n)$ of (16) and (17).

The case $k = 1$ explains the connection between the outputs of the RSK (respectively, Burge) correspondence and the LPP (respectively, dual LPP) times. More precisely, we have that

$$r_{m,n} = \max_{\pi: (1,1) \rightarrow (m,n)} \sum_{(i,j) \in \pi} x_{i,j} \quad \text{and} \quad b_{m,n} = \max_{\pi: (m,1) \rightarrow (1,n)} \sum_{(i,j) \in \pi} x_{i,j}, \tag{18}$$

for all (m, n) on the border strip \mathcal{B} on λ .

On the other hand, taking $k = \min(m, n)$ in Theorem 5, it is easy to see that the maxima in (16) and (17) become both equal to the *same* “rectangular sum” $\text{Rec}_{m,n}(x)$ of inputs:

$$\sum_{\substack{(i,j) \in \lambda, \\ j-i=n-m}} r_{i,j} = \sum_{\substack{(i,j) \in \lambda, \\ j-i=n-m}} b_{i,j} = \sum_{i=1}^m \sum_{j=1}^n x_{i,j} =: \text{Rec}_{m,n}(x). \tag{19}$$

Let now $(m_1, n_1), \dots, (m_l, n_l)$ be the corners of a partition λ , ordered so that $m_1 > \dots > m_l$ and $n_1 < \dots < n_l$. Then, (19) holds for $(m, n) = (m_k, n_k)$ and, if $k > 1$, also for $(m, n) = (m_k, n_{k-1})$ (both are border boxes by construction). It is then clear that the “global sum” of the tableau x can be expressed as a linear combination with integer coefficients of “rectangular sums” (19); specifically, we have the representation

$$\sum_{(i,j) \in \lambda} x_{i,j} = \text{Rec}_{m_1, n_1}(x) + \sum_{k=2}^l [\text{Rec}_{m_k, n_k}(x) - \text{Rec}_{m_k, n_{k-1}}(x)].$$

We thus deduce a fact crucial for our purposes: for any shape λ with corners $(m_1, n_1), \dots, (m_l, n_l)$ as above, define $\{\omega_{i,j} : (i, j) \in \lambda\}$ by setting

$$\omega_{i,j} := \begin{cases} +1 & \text{if there exists } k \text{ such that } j - i = n_k - m_k, \\ -1 & \text{if there exists } k \text{ such that } j - i = n_{k-1} - m_k, \\ 0 & \text{otherwise.} \end{cases}$$

We then have that

$$\sum_{(i,j) \in \lambda} \omega_{i,j} r_{i,j} = \sum_{(i,j) \in \lambda} x_{i,j} = \sum_{(i,j) \in \lambda} \omega_{i,j} b_{i,j} \tag{20}$$

for all $x \in \text{Tab}_{\mathbb{Z}_{\geq 0}}(\lambda)$, where $r := \text{RSK}(x)$ and $b := \text{Bur}(x)$.

Example 1. In Figure 3, we give a reference example of the RSK and Burge maps. The input is a tableau $x \in \text{Tab}_{\mathbb{Z}_{\geq 0}}(\lambda)$ with $\lambda = (4, 3, 3, 3, 1)$. The two outputs are the interlacing tableaux $r = \text{RSK}(x)$ and $b = \text{Bur}(x) \in \text{IntTab}_{\mathbb{Z}_{\geq 0}}(\lambda)$. One can easily verify the identities (18) and (19). For instance, taking the box (3, 3) in the border strip \mathcal{B} of λ , we have

$$\text{Rec}_{3,3}(x) = r_{3,3} + r_{2,2} + r_{1,1} = b_{3,3} + b_{2,2} + b_{1,1} = 12.$$

For this shape, we have $\omega_{i,j} = 1$ when $(i,j) \in \{(5, 1), (4, 3), (3, 2), (2, 1), (1, 4)\}$; $\omega_{i,j} = -1$ when $(i,j) \in \{(4, 1), (1, 3)\}$; and $\omega_{i,j} = 0$ otherwise.

2.3 | Equidistribution of random RSK and Burge tableaux

We now formulate as a lemma the key identity in the proof of Theorem 4. In a broad sense, we will say that a random variable G is geometrically distributed (with support $\mathbb{Z}_{\geq k}$, for some integer $k \geq 0$, and parameter $p \in (0, 1)$) if

$$\mathbb{P}(G = m) = p(1 - p)^{m-k} \quad \text{for all } m \in \mathbb{Z}_{\geq k}.$$

Lemma 1. *If X is a random tableau of shape λ with i.i.d. geometric entries, then*

$$\text{RSK}(X) \stackrel{D}{=} \text{Bur}(X). \tag{21}$$

Proof. Assume first that X has i.i.d. geometric entries with support $\mathbb{Z}_{\geq 0}$ and any parameter $p \in (0, 1)$. Fix a tableau $t \in \text{IntTab}_{\mathbb{Z}_{\geq 0}}(\lambda)$ and let $y := \text{RSK}^{-1}(t)$ and $z := \text{Bur}^{-1}(t)$. It then follows from (20) that

$$\begin{aligned} \mathbb{P}(\text{RSK}(X) = t) &= \mathbb{P}(X = y) = p^{|\lambda|} (1 - p)^{\sum_{(i,j) \in \lambda} y_{i,j}} = p^{|\lambda|} (1 - p)^{\sum_{(i,j) \in \lambda} \omega_{i,j} t_{i,j}} \\ &= p^{|\lambda|} (1 - p)^{\sum_{(i,j) \in \lambda} z_{i,j}} = \mathbb{P}(X = z) = \mathbb{P}(\text{Bur}(X) = t), \end{aligned}$$

where $|\lambda| := \sum_{i \geq 1} \lambda_i$ is the size of λ . This proves that $\text{RSK}(X)$ and $\text{Bur}(X)$ are equal in distribution.

The proof in the case of tableaux with i.i.d. geometric entries with support in $\mathbb{Z}_{\geq k}$, $k \geq 0$, follows immediately from the following observation: if we shift all the entries of a tableau by a constant k , that is, set $Y_{i,j} := X_{i,j} + k$, then from (16) and (17) we have

$$\begin{aligned} \text{RSK}(Y)_{i,j} &= \text{RSK}(X)_{i,j} + (i + j - 1)k, \\ \text{Bur}(Y)_{i,j} &= \text{Bur}(X)_{i,j} + (i + j - 1)k. \end{aligned}$$

■

By combining this lemma with (18), we derive the announced conclusion.

Proof of Theorem 4. Fix a partition λ with border strip \mathcal{B} . Let X be a random tableau of shape λ , and denote by L and L^* the corresponding LPP and dual LPP tableaux, respectively. Let $\text{RSK}(X)$ and $\text{Bur}(X)$ be the (random) images of X under the RSK and Burge correspondences, respectively. By (18), we have the exact (not only distributional!) equalities

$$\text{RSK}(X)_{m,n} = L_{m,n} \quad \text{and} \quad \text{Bur}(X)_{m,n} = L^*_{m,n}, \quad \text{for all } (m, n) \in \mathcal{B}.$$

Assume first that the entries of X are i.i.d. geometric variables, so that X takes values in $\text{Tab}_{\mathbb{Z}_{\geq 0}}(\lambda)$. By Lemma 1, $\text{RSK}(X)$ and $\text{Bur}(X)$ have the same joint distribution. It follows that the restrictions of the LPP and dual LPP tableaux to the border strip, namely $\text{RSK}(X)|_{\mathcal{B}} = L|_{\mathcal{B}}$ and $\text{Bur}(X)|_{\mathcal{B}} = L^*|_{\mathcal{B}}$, are also equal in distribution.

Suppose now that X has i.i.d. exponential entries of rate α . We have the convergence $\epsilon X^{(\epsilon)} \xrightarrow{\epsilon \downarrow 0} X$ in law, where $X^{(\epsilon)}$ is a random tableau with i.i.d. geometric entries with parameter $p = 1 - e^{-\epsilon\alpha}$ (any support $\mathbb{Z}_{\geq k}$ works). Denote by $L^{(\epsilon)}$ and $L^{*(\epsilon)}$ the LPP and dual LPP tableaux, respectively, corresponding to the input tableau $X^{(\epsilon)}$. It is then immediate to see from the definition that $\epsilon L^{(\epsilon)}$ and $\epsilon L^{*(\epsilon)}$ are the LPP and dual LPP tableaux, respectively, corresponding to $\epsilon X^{(\epsilon)}$. Since both the LPP and dual LPP tableaux are continuous functions of the input tableau, we deduce from the continuous mapping theorem (see [18, Theorem 3.2.10]) that

$$\epsilon L^{(\epsilon)} \xrightarrow{\epsilon \downarrow 0} L \quad \text{and} \quad \epsilon L^{*(\epsilon)} \xrightarrow{\epsilon \downarrow 0} L^*$$

in law. As the claim has already been proven for geometric weights, we know that $L^{(\epsilon)}|_{\mathcal{B}} \stackrel{D}{=} L^{*(\epsilon)}|_{\mathcal{B}}$. It follows that $L|_{\mathcal{B}} \stackrel{D}{=} L^*|_{\mathcal{B}}$, as required. ■

Remark 2. It is possible to extend Theorem 5 to view the RSK and Burge correspondences as acting on tableaux with *real*, instead of integer, entries; see [8, § 2] for the construction. Viewed as real functions, these bijections turn out to be volume-preserving (i.e., their Jacobians are both of modulus 1 almost everywhere). Using this property, the argument used to prove Lemma 1 can then be adapted to establish the distributional equality between $\text{RSK}(X)$ and $\text{Bur}(X)$ also when the input tableau X has exponential i.i.d. entries. The proof of Theorem 4 in the exponential case would then be akin to the geometric case, with no need to take a scaling limit.

Remark 3. Let X be a random tableau of shape λ . The proof of Lemma 1 suggests a *sufficient* condition on the joint distribution of X in order for (21) (and, hence, Theorem 4) to hold. Such a condition is the property that the $\mathbb{P}(X = y) = \mathbb{P}(X = z)$ whenever $y, z \in \text{Tab}_{\mathbb{Z}_{\geq 0}}(\lambda)$ have equal global sum, that is, $\sum_{(i,j) \in \lambda} y_{i,j} = \sum_{(i,j) \in \lambda} z_{i,j}$. If we further assume the entries of X to be independent, this property forces the entries of X to be i.i.d. with a geometric distribution. The latter claim follows from the fact that, if f, g_1, \dots, g_k are probability mass functions on $\mathbb{Z}_{\geq 0}$ such that $g_1(x_1)g_2(x_2) \cdots g_k(x_k)$ is proportional to $f(x_1 + \cdots + x_k)$ for all $x_1, \dots, x_k \in \mathbb{Z}_{\geq 0}$, then f, g_1, \dots, g_k are necessarily all geometric with the same parameter.

3 | FROM A PROBABILISTIC TO A COMBINATORIAL CONJECTURE

In this section, we reformulate Conjecture 1 by showing its equivalence to Conjecture 2. We start by discussing the two families of combinatorial objects and defining the relevant associated quantities appearing in identity (8).

3.1 | Staircase shape Young tableaux

Let δ_n denote the partition $(n-1, n-2, \dots, 1)$ of $N = n(n-1)/2$; as a Young diagram we will refer to δ_n as the *staircase shape of order n* . Let $\text{SYT}(\delta_n)$ denote the set of standard Young tableaux of shape

δ_n . We associate with each $t \in \text{SYT}(\delta_n)$ several parameters, which we denote by cor_t , σ_t , deg_t , and f_t . (Note: these definitions are somewhat technical; refer to Example 2 for a concrete illustration that makes them easier to follow.)

First, we define

$$\text{cor}_t := (t_{n-1,1}, t_{n-2,2}, \dots, t_{1,n-1})$$

to be the vector of corner entries of t read from bottom-left to top-right. Second, we define $\sigma_t \in S_{n-1}$ to be the permutation encoding the ordering of the entries of cor_t , so that $\text{cor}_t(j) < \text{cor}_t(k)$ if and only if $\sigma_t(j) < \sigma_t(k)$ for all j, k . The vector $\overline{\text{cor}}_t$ will denote the increasing rearrangement of cor_t , so that $\overline{\text{cor}}_t(k) := \text{cor}_t(\sigma_t^{-1}(k))$ for all k . For later convenience, we also adopt the notational convention that $\overline{\text{cor}}_t(0) = 0$.

Notice that a tableau $t \in \text{SYT}(\delta_n)$ encodes a growing sequence

$$\emptyset = \lambda^{(0)} \nearrow \lambda^{(1)} \nearrow \lambda^{(2)} \nearrow \dots \nearrow \lambda^{(N)} = \delta_n \tag{22}$$

of Young diagrams that starts from the empty diagram, ends at δ_n , and such that each $\lambda^{(k)}$ is obtained from $\lambda^{(k-1)}$ by adding the box (i, j) for which $t_{i,j} = k$. We then define the vector $\text{deg}_t = (\text{deg}_t(0), \dots, \text{deg}_t(N-1))$, where $\text{deg}_t(k)$ is the number of boxes $(i, j) \in \delta_n / \lambda^{(k)}$ such that $\lambda^{(k)} \cup \{(i, j)\}$ is a Young sub-diagram of δ_n . We may interpret $\text{deg}_t(k)$ as the out-degree of $\lambda^{(k)}$ regarded as a vertex of the directed graph $\mathcal{Y}(\delta_n)$ of Young diagrams contained in δ_n (a sublattice of the *Young Graph, or Young Lattice, Y*), with edges corresponding to the box-addition relation $\mu \nearrow \lambda$; see Figure 1B.

Notice that the randomly growing Young diagram model introduced in Section 1.1 is nothing but a continuous-time simple random walk on $\mathcal{Y}(\delta_n)$ that starts from the empty diagram (and necessarily ends at δ_n). Let T be the (random) standard Young tableau that encodes the path of such a random walk, that is, the associated sequence of growing diagrams (22); then,

$$\mathbb{P}(T = t) = \prod_{j=0}^{N-1} \frac{1}{\text{deg}_t(j)} \quad \text{for all } t \in \text{SYT}(\delta_n). \tag{23}$$

Finally, we define the *generating factor* of t as the rational function

$$f_t(x_1, \dots, x_{n-1}) := \prod_{k=1}^{n-1} \prod_{\overline{\text{cor}}_t(k-1) < j \leq \overline{\text{cor}}_t(k)} \frac{1}{x_k + \text{deg}_t(j)}. \tag{24}$$

Recall from Section 1 that the vector V_n records the times when the corner boxes of the shape δ_n are added in the randomly growing Young diagram model/random walk on $\mathcal{Y}(\delta_n)$. The generating factor $f_t(x_1, \dots, x_{n-1})$ is, essentially, the joint Fourier transform of the vector V_n , conditioned on the random walk path encoded by the tableau t ; see Section 3.5.

Example 2. For the tableau t shown in Figure 4 (left), we have

$$\begin{aligned} \text{cor}_t &= (10, 13, 15, 14, 11), \\ \sigma_t &= (1, 3, 5, 4, 2), \\ \text{deg}_t &= (1, 2, 2, 3, 3, 3, 4, 4, 4, 4, 3, 2, 3, 2, 1), \\ f_t &= \frac{1}{(x_1+1)(x_1+2)^2(x_1+3)^3(x_1+4)^4} \cdot \frac{1}{x_2+3} \cdot \frac{1}{(x_3+2)(x_3+3)} \cdot \frac{1}{x_4+2} \cdot \frac{1}{x_5+1}. \end{aligned}$$

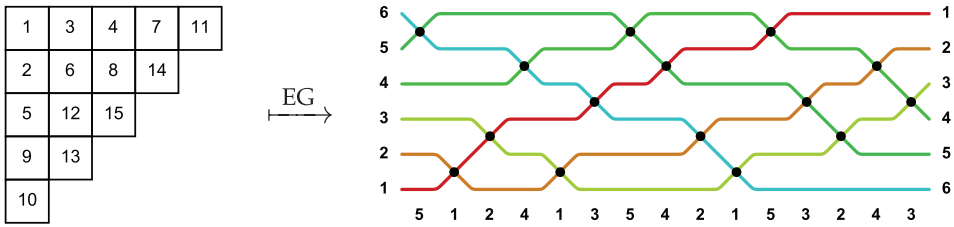


FIGURE 4 A staircase shape standard Young tableau t of order 6, shown in “English notation,” and the associated sorting network $s = EG(t)$ of order 6 (illustrated graphically as a wiring diagram) with swap sequence $(5, 1, 2, 4, 1, 3, 5, 4, 2, 1, 5, 3, 2, 4, 3)$

For example, $\text{deg}_t(5) = 3$, because $\lambda^{(5)}$, the sixth Young diagram in the growth sequence associated with the tableau t , is the partition $(3, 1, 1)$, which has three external corners lying within δ_5 , that is, its out-degree in the graph $\mathcal{Y}(\delta_5)$ is 3.

Here, we have used colors to illustrate how the entries of cor_t determine a decomposition of deg_t into blocks, which correspond to different variables x_k in the definition of the generating factor f_t .

3.2 | Sorting networks

Recall that a *sorting network of order n* is a synonym for a reduced word decomposition of the reverse permutation $\text{rev}_n = (n, n - 1, \dots, 1)$ in terms of the Coxeter generators $\tau_j = (j \ j + 1)$, $1 \leq j < n$, of the symmetric group S_n . Formally, a sorting network is a sequence of indices $s = (s_1, \dots, s_N)$ of length $N = n(n - 1)/2$, such that $1 \leq s_j < n$ for all j and $\text{rev}_n = \tau_{s_N} \cdots \tau_{s_2} \tau_{s_1}$.

We denote by SN_n the set of sorting networks of order n . The elements of SN_n can be portrayed graphically using *wiring diagrams*, as illustrated in Figure 4. They can also be interpreted as *maximal length chains in the weak Bruhat order* or, equivalently, shortest paths in the poset lattice (which is the Cayley graph of S_n with the adjacent transpositions τ_j as generators, see Figure 1A) connecting the identity permutation id_n to the permutation rev_n . We refer to [10, 25] for details on this terminology.

We associate with a sorting network $s \in \text{SN}_n$ the parameters last_s , π_s , deg_s , and g_s that will play a role analogous to the parameters cor_t , σ_t , deg_t , and f_t for $t \in \text{SYT}(\delta_n)$.

We define the vector $\text{last}_s = (\text{last}_s(1), \text{last}_s(2), \dots, \text{last}_s(n - 1))$ by setting

$$\text{last}_s(k) := \max\{1 \leq j \leq N : s_j = k\}$$

to be the index of the last swap occurring between positions k and $k + 1$. We define $\pi_s \in S_{n-1}$ to be the permutation encoding the ordering of the entries of last_s , so that $\text{last}_s(j) < \text{last}_s(k)$ if and only if $\pi_s(j) < \pi_s(k)$. We denote by $\overline{\text{last}}_s$ the increasing rearrangement of last_s , and use the notational convention $\overline{\text{last}}_s(0) = 0$.

We next define $\text{deg}_s = (\text{deg}_s(0), \dots, \text{deg}_s(N - 1))$ to be the vector with coordinates $\text{deg}_s(k) := |\{1 \leq j \leq n - 1 : \nu^{(k)}(j) < \nu^{(k)}(j + 1)\}|$, where $\nu^{(k)} := \tau_{s_k} \cdots \tau_{s_2} \tau_{s_1}$ is the k th permutation in the path encoded by s . In words, $\text{deg}_s(k)$ is the out-degree of $\nu^{(k)}$ in the Cayley graph of S_n (with the adjacent transpositions as generators); see Figure 1A.

Notice that the OSP on n particles introduced in Section 1.1 is a continuous-time simple random walk on this graph that starts from id_n (and necessarily ends at rev_n). The (random) sorting network S

that encodes the path of the OSP is then distributed as follows:

$$\mathbb{P}(S = s) = \prod_{j=0}^{N-1} \frac{1}{\deg_s(j)} \quad \text{for all } s \in \text{SN}_n. \tag{25}$$

Finally, the *generating factor* g_s of s is defined, analogously to (24), as the rational function

$$g_s(x_1, \dots, x_{n-1}) = \prod_{k=1}^{n-1} \prod_{\text{last}_s(k-1) < j \leq \text{last}_s(k)} \frac{1}{x_k + \deg_s(j)}. \tag{26}$$

Recall from Section 1 that the vector U_n records the times when the last swap between particles in any two neighboring positions occurs in the OSP/random walk on the graph defined above. The generating factor $g_s(x_1, \dots, x_{n-1})$ is, essentially, the joint Fourier transform of the vector U_n , conditioned on the random walk path encoded by the sorting network s ; see Section 3.5.

Example 3. For the sorting network $s = (5, 1, 2, 4, 1, 3, 5, 4, 2, 1, 5, 3, 2, 4, 3) \in \text{SN}_6$ shown in Figure 4 (right), we have that

$$\begin{aligned} \text{last}_s &= (10, 13, 15, 14, 11), \\ \pi_s &= (1, 3, 5, 4, 2), \\ \deg_s &= (5, 4, 3, 3, 3, 2, 3, 2, 2, 3, 2, 1, 2, 1, 1), \\ g_s &= \frac{1}{(x_1+5)(x_1+4)(x_1+3)^5(x_1+2)^3} \cdot \frac{1}{x_2+2} \cdot \frac{1}{(x_3+1)(x_3+2)} \cdot \frac{1}{x_4+1} \cdot \frac{1}{x_5+1}. \end{aligned}$$

The above parameters are shown using color coding as in Example 2.

3.3 | The Edelman–Greene correspondence

Stanley conjectured and then proved [33] that sorting networks are equinumerous with staircase shape Young tableaux of the same order, that is, $|\text{SN}_n| = |\text{SYT}(\delta_n)|$. Edelman and Greene [19] found an explicit combinatorial bijection $\text{EG} : \text{SYT}(\delta_n) \rightarrow \text{SN}_n$, which is now known as the Edelman–Greene correspondence (see also [24, 29, 30]). The standard tableau and the sorting network of Examples 2 and 3 (see also Figure 4) are associated to each other via EG.

The map EG can be conveniently described in terms of the Schützenberger operator iterated N times until all the original labels of a tableau $t \in \text{SYT}(\delta_n)$ are “evacuated” (recall that $N = n(n - 1)/2$ is the number of boxes of the Young diagram δ_n).

The Schützenberger operator $\Phi : \text{SYT}(\delta_n) \rightarrow \text{SYT}(\delta_n)$ acts as follows. For a tableau $t = (t_{i,j}) \in \text{SYT}(\delta_n)$, define the *evacuation path* to be the sequence $c = (c_1, c_2, \dots, c_{n-1})$ of boxes $c_m = (i_m, j_m) \in \delta_n$ such that:

- (i) $c_1 = (i_1, j_1)$ where $t_{i_1, j_1} = N$;
- (ii) if $c_{m-1} = (a, b)$, then c_m is the box $(a - 1, b)$ if $t_{a-1, b} > t_{a, b-1}$ and the box $(a, b - 1)$ otherwise, for all $2 \leq m \leq n - 1$.

In this definition, the convention is that $t_{i,0} = t_{j,0} = 0$ for all i and j . Note that $c_{n-1} = (1, 1)$. Define $t' = (t'_{i,j})_{(i,j) \in \delta_n}$ by letting $t'_{c_m} := t_{c_{m+1}}$ for $m = 1, \dots, n - 2$, $t'_{c_{n-1}} := 0$, and $t'_{i,j} := t_{i,j}$ whenever

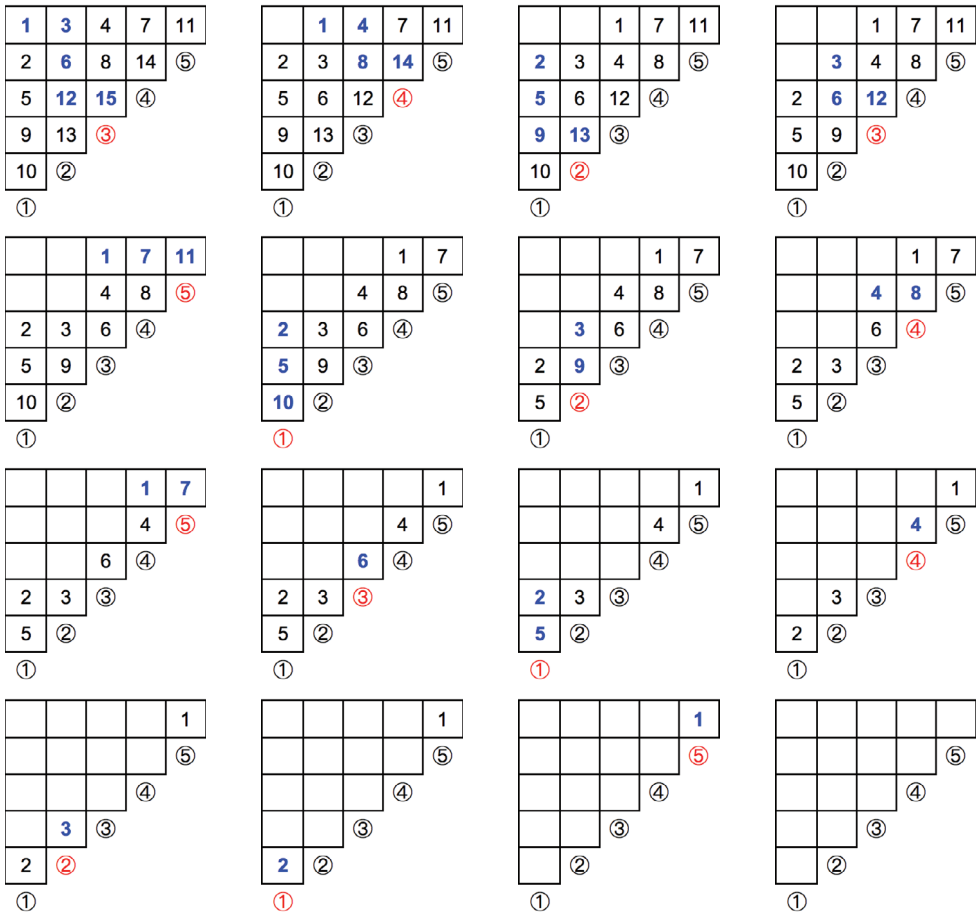


FIGURE 5 The map $EG : SYT(\delta_n) \rightarrow SN_n$ can be visualized as “emptying” the tableau t . Here the tableau is the same as in Figure 4. We highlight in blue the evacuation paths (obtained by starting from the maximum entry and repeatedly moving to the box above or to the left that contains the largest entry). At each step we perform an outward sliding along the evacuation path, keeping track of j_{\max} (in red). To keep the picture as intuitive as possible, we do not perform the increment $+1$ (the omission of this step does not change the sequence of j_{\max} 's) and we only indicate the original labels of the tableau t . The associated sorting network is the sequence of indices j_{\max} 's read in reverse order: $(5, 1, 2, 4, 1, 3, 5, 4, 2, 1, 5, 3, 2, 4, 3)$

$(i, j) \notin c$ (sliding along the evacuation path). Then, the tableau $\Phi(t) = (\hat{t}_{i,j})_{(i,j) \in \delta_n}$ is constructed by setting $\hat{t}_{i,j} = t'_{i,j} + 1$ for all $(i, j) \in \delta_n$ (increment).

In the notation of [3, § 4], for a tableau $t \in SYT(\delta_n)$, set $j_{\max}(t) := j_1$. Then, the Edelman–Green map takes the tableau t as an input and returns the sorting network

$$EG(t) := (j_{\max}(\Phi^{N-m}(t)))_{1 \leq m \leq N},$$

where Φ^m denotes the m th iterate of Φ . See Figure 5.

The following result is easy to guess from Examples 2 and 3.

Proposition 2. *If $t \in SYT_n$ and $s = EG(t) \in SN_n$, then*

$$\text{last}_s = \text{cor}_t \quad \text{and} \quad \pi_s = \sigma_t. \tag{27}$$

Proof. The second relation follows trivially from the first. This first identity is an easy consequence of the definition of the Edelman–Greene correspondence, and specifically of the way the map $EG : SYT(\delta_n) \rightarrow SN_n$ can be visualized as “emptying” the tableau t (see the discussion above and Figure 5) by repeatedly applying the Schützenberger operator:

$$\begin{aligned} \text{last}_s(k) &= \max\{1 \leq m \leq N : j_{\max}(\Phi^{N-m}(t)) = k\} \\ &= N - \min\{0 \leq r \leq N - 1 : j_{\max}(\Phi^r(t)) = k\} \\ &= N - (N - t_{n-k,k}) = t_{n-k,k} = \text{cor}_t(k). \end{aligned}$$

3.4 | The combinatorial identity

Let $\mathbb{C}_x^{n-1}S_{n-1}$ denote the free vector space generated by the elements of S_{n-1} over the field of rational functions $\mathbb{C}_x^{n-1} := \mathbb{C}(x_1, \dots, x_{n-1})$. Define the following generating functions as elements of $\mathbb{C}_x^{n-1}S_{n-1}$:

$$F_n(x_1, \dots, x_{n-1}) := \sum_{t \in SYT(\delta_n)} f_t(x_1, \dots, x_{n-1})\sigma_t, \tag{28}$$

$$G_n(x_1, \dots, x_{n-1}) := \sum_{s \in SN_n} g_s(x_1, \dots, x_{n-1})\pi_s. \tag{29}$$

Conjecture 2 is the identity $F_n(x_1, \dots, x_{n-1}) = G_n(x_1, \dots, x_{n-1})$ (an equality of vectors with $(n - 1)!$ components).

Remark 4. Note that in general it is *not* true that $f_t = g_s$ if $s = EG(t)$, as Examples 2 and 3 clearly show. Thus, the Edelman–Greene correspondence does not seem to imply the conjecture in an obvious way. However, using (27) we see that the correspondence does imply the limiting case

$$\lim_{x \rightarrow \infty} x^N (F_n(x, \dots, x) - G_n(x, \dots, x)) = 0. \tag{30}$$

The above limit is equivalent to the statement

$$|\{t \in SYT(\delta_n) : \sigma_t = \gamma\}| = |\{s \in SN_n : \pi_s = \gamma\}| \quad \text{for all } \gamma \in S_{n-1},$$

which is true by Proposition 2.

Remark 5. It is natural to wonder if there exists a bijection $\phi : SYT(\delta_n) \rightarrow SN_n$ (necessarily different from EG), such that $f_t = g_{\phi(t)}$ for all $t \in SYT(\delta_n)$, thus leading to a proof of Conjecture 1. However, already for $n = 4$, one can verify using Figure 6 that the two sets of generating factors $\{f_t\}_{t \in SYT(\delta_n)}$ and $\{g_s\}_{s \in SN_n}$ are different. Therefore, no bijection between $SYT(\delta_n)$ and SN_n has the desired property.

The calculation of $F_n(x_1, \dots, x_{n-1})$ and $G_n(x_1, \dots, x_{n-1})$ involves a summation over $|SYT(\delta_n)| = |SN_n| = N!/(1^{n-1} \cdot 3^{n-2} \cdot \dots \cdot (2n - 3)^1)$ elements (e.g., 768 elements for $n = 5$ and 292 864 elements for $n = 6$). For $n \leq 6$, this calculation is feasible by using symbolic algebra software. We wrote code in Mathematica—downloadable as a companion package [6] to this article—to perform this calculation and check that the two functions are equal, thus proving Theorem 2.

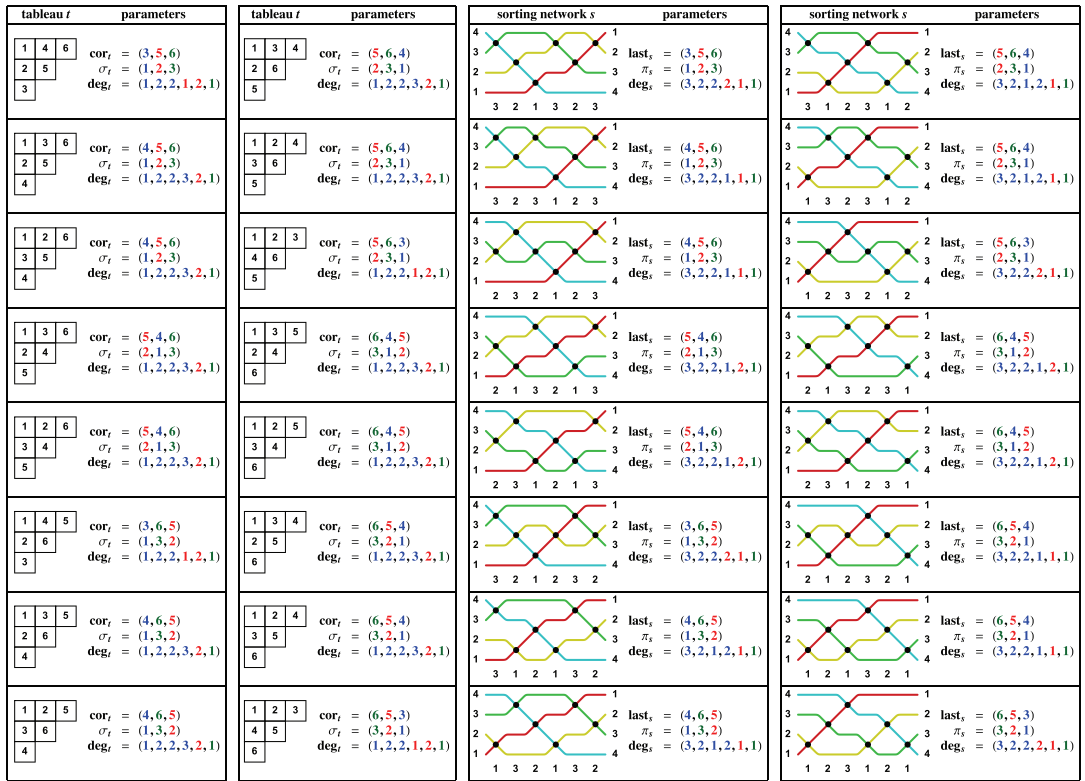


FIGURE 6 The 16 staircase shape standard Young tableaux and sorting networks of order 4 (ordered so that entries in the same relative positions in the two tables correspond to each other via the Edelman–Greene correspondence). As in Examples 2 and 3, the coloring of the parameter entries emphasizes how different entries of deg_t and deg_s correspond to different factors in the definition of the generating factors f_i and g_s

Example 4. For $n = 4$, the generating functions can be computed by hand using the tables shown in Figure 6. For example, the component of the two generating functions associated with the identity permutation $id = (1, 2, 3)$ is

$$\begin{aligned} (F_4(x_1, x_2, x_3))_{id} &= (G_4(x_1, x_2, x_3))_{id} \\ &= \frac{x_1 + 2x_2 + 5}{(x_1 + 1)(x_1 + 2)^2(x_1 + 3)(x_2 + 1)(x_2 + 2)(x_3 + 1)}. \end{aligned}$$

3.5 | Equivalence of combinatorial and probabilistic conjectures

We now prove the equivalence between Conjectures 1 and 2. Conjecture 1 can be viewed as claiming the equality $p_{U_n} = p_{V_n}$ of the joint density functions of U_n and V_n . We thus aim to derive explicit formulas for p_{U_n} and p_{V_n} .

3.5.1 | Decomposition of the densities

As discussed in Sections 3.1 and 3.2, both the randomly growing Young diagram model and the OSP can be interpreted as continuous-time random walks. The idea is then to write the density function of the last swap times U_n (resp. V_n) as a weighted average of the conditional densities conditioned on the

path that the process takes to get from the initial state id_n (resp. \emptyset) to the final state rev_n (resp. δ_n):

$$\begin{aligned}
 p_{U_n}(u_1, \dots, u_{n-1}) &= \sum_{s \in \text{SN}_n} \mathbb{P}(S = s) p_{U_n|S=s}(u_1, \dots, u_{n-1}), \\
 p_{V_n}(v_1, \dots, v_{n-1}) &= \sum_{t \in \text{SYT}(\delta_n)} \mathbb{P}(T = t) p_{V_n|T=t}(v_1, \dots, v_{n-1}).
 \end{aligned}
 \tag{31}$$

Here, s (resp. t) can be viewed as a realization of a simple random walk S (resp. T) on the Cayley graph of S_n (resp. on the directed graph $\mathcal{Y}(\delta_n)$). The probabilities $\mathbb{P}(S = s)$ and $\mathbb{P}(T = t)$ are simply given by (23) and (25). We will now deal with the conditional densities.

3.5.2 | Conditional densities

We will now show that the conditional densities $p_{U_n|S=s}(u_1, \dots, u_{n-1})$ and $p_{V_n|T=t}(v_1, \dots, v_{n-1})$ are completely determined by the vectors $\overline{\text{last}}_s$ and $\overline{\text{cor}}_t$ and their corresponding orderings σ_t and π_s in the simple random walks, and the sequences of out-degrees deg_t and deg_s along the paths (which correspond to the exponential clock rates to leave each vertex in the graph where the random walk is taking place).

In the case of the OSP conditioned on the path $S = s$, take a sequence of independent random variables ξ_1, \dots, ξ_N , where ξ_j has exponential distribution with rate $\text{deg}_s(j)$. Once the OSP has reached the state $\tau_{s_k} \cdots \tau_{s_2} \tau_{s_1}$, there are $\text{deg}_s(j)$ Poisson clocks running in parallel, so, by standard properties of Poisson clocks (see [31, Ex. 4.1, p. 264]) the time until a swap occurs is distributed as ξ_j and is independent of the choice of the swap actually occurring. Let then η_t be defined as

$$\eta_t := \begin{cases} \text{id}_n & \text{if } 0 \leq t < \xi_1, \\ \tau_{s_1} & \text{if } \xi_1 \leq t < \xi_1 + \xi_2, \\ \tau_{s_2} \tau_{s_1} & \text{if } \xi_1 + \xi_2 \leq t < \xi_1 + \xi_2 + \xi_3, \\ \vdots & \vdots \\ \tau_{s_{N-1}} \cdots \tau_{s_2} \tau_{s_1} & \text{if } \xi_1 + \xi_2 + \cdots + \xi_{N-1} \leq t < \xi_1 + \xi_2 + \cdots + \xi_N, \\ \tau_{s_N} \tau_{s_{N-1}} \cdots \tau_{s_2} \tau_{s_1} & \text{if } \xi_1 + \xi_2 + \cdots + \xi_N \leq t. \end{cases}$$

Thanks to the remarks above, this construction gives the correct distribution for the process $(\eta_t)_{t \geq 0}$ as an OSP on n particles.

Next, observe that the conditional density $p_{U_n|S=s}(u_1, \dots, u_{n-1})$ is nonzero on one and only one of the $(n - 1)!$ Weyl chambers

$$W_\gamma := \left\{ \mathbf{u} = (u_1, \dots, u_{n-1}) \in \mathbb{R}_{\geq 0}^{n-1} : u_{\gamma^{-1}(1)} \leq u_{\gamma^{-1}(2)} \leq \cdots \leq u_{\gamma^{-1}(n-1)} \right\}
 \tag{32}$$

associated to each of the different possible orderings $\gamma \in S_{n-1}$ of the variables u_1, \dots, u_{n-1} . For a path $s \in \text{SN}_n$, the permutation $\pi_s \in S_{n-1}$ encodes the information about the relative order of the variables $U_n(1), U_n(2), \dots, U_n(n - 1)$, hence the conditional density will be nonzero precisely on the chamber W_{π_s} .

The last piece of information needed to compute the conditional density is the vector of integers last_s that encodes, for each k , the point along the path wherein the last swap between positions k and $k+1$ occurred. Denote by \overline{U}_n the increasing rearrangement of U_n , so that $\overline{U}_n(1) \leq \overline{U}_n(2) \leq \cdots \leq \overline{U}_n(n - 1)$ are the order statistics of U_n . Conditioned on $S = s$, we have that $\overline{U}_n(k) = U_n(\pi_s^{-1}(k))$ and

$$\begin{aligned} \bar{U}_n(1) &= \xi_1 + \cdots + \xi_{\overline{\text{last}}_s(1)}, \\ \bar{U}_n(2) - \bar{U}_n(1) &= \xi_{\overline{\text{last}}_s(1)+1} + \cdots + \xi_{\overline{\text{last}}_s(2)}, \\ &\vdots \\ \bar{U}_n(k) - \bar{U}_n(k-1) &= \xi_{\overline{\text{last}}_s(k-1)+1} + \cdots + \xi_{\overline{\text{last}}_s(k)}, \\ &\vdots \\ \bar{U}_n(n-1) - \bar{U}_n(n-2) &= \xi_{\overline{\text{last}}_s(n-2)+1} + \cdots + \xi_{\overline{\text{last}}_s(n-1)}. \end{aligned}$$

In particular, conditioned on the event $S = s$, the variables $\bar{U}_n(k) - \bar{U}_n(k-1)$, $k = 1, \dots, n-1$ are independent and have density

$$p_{\bar{U}_n(k) - \bar{U}_n(k-1) | S=s}(x) = \left(\begin{matrix} \overline{\text{last}}_s(k) \\ * \\ \overline{\text{last}}_s(k-1)+1 \end{matrix} E_{\text{deg}_s(j)} \right) (x),$$

where the notation $\overset{m}{*} f_j$ is a shorthand for the convolution $f_1 * \cdots * f_m$ of one-dimensional densities and $E_\rho(x) = \rho e^{-\rho x} \mathbb{1}_{[0, \infty)}(x)$ is the exponential density with parameter $\rho > 0$. We conclude that the density of U_n conditioned on $S = s$ is

$$p_{U_n | S=s}(\mathbf{u}) = \mathbb{1}_{W_{\pi_s}}(\mathbf{u}) \prod_{k=1}^{n-1} \left(\begin{matrix} \overline{\text{last}}_s(k) \\ * \\ \overline{\text{last}}_s(k-1)+1 \end{matrix} E_{\text{deg}_s(j)} \right) (u_{\pi_s^{-1}(k)} - u_{\pi_s^{-1}(k-1)}), \tag{33}$$

with the convention that $u_0 := 0$ and, for any $\gamma \in S_{n-1}$, $\gamma(0) := 0$.

An analogous construction holds for the continuous-time random walk on $\mathcal{Y}(\delta_n)$. *Mutatis mutandis*, we thus obtain that

$$p_{V_n | T=t}(\mathbf{v}) = \mathbb{1}_{W_{\sigma_t}}(\mathbf{v}) \prod_{k=1}^{n-1} \left(\begin{matrix} \overline{\text{cor}}_t(k) \\ * \\ \overline{\text{cor}}_t(k-1)+1 \end{matrix} E_{\text{deg}_t(j)} \right) (v_{\sigma_t^{-1}(k)} - v_{\sigma_t^{-1}(k-1)}), \tag{34}$$

with the convention that $v_0 := 0$.

3.5.3 | Probability densities of U_n and V_n

Putting together (25) with (33) and (23) with (34), the formulas for the density functions of U_n and of V_n take the form

$$\begin{aligned} p_{U_n}(\mathbf{u}) &= \sum_{s \in \text{SN}_n} \frac{\mathbb{1}_{W_{\pi_s}}(\mathbf{u})}{\prod_{j=0}^{N-1} \text{deg}_s(j)} \prod_{k=1}^{n-1} \left(\begin{matrix} \overline{\text{last}}_s(k) \\ * \\ \overline{\text{last}}_s(k-1)+1 \end{matrix} E_{\text{deg}_s(j)} \right) (u_{\pi_s^{-1}(k)} - u_{\pi_s^{-1}(k-1)}), \\ p_{V_n}(\mathbf{v}) &= \sum_{t \in \text{SYT}(\delta_n)} \frac{\mathbb{1}_{W_{\sigma_t}}(\mathbf{v})}{\prod_{j=0}^{N-1} \text{deg}_t(j)} \prod_{k=1}^{n-1} \left(\begin{matrix} \overline{\text{cor}}_t(k) \\ * \\ \overline{\text{cor}}_t(k-1)+1 \end{matrix} E_{\text{deg}_t(j)} \right) (v_{\sigma_t^{-1}(k)} - v_{\sigma_t^{-1}(k-1)}). \end{aligned}$$

Notice that the indicator functions of the Weyl chambers may be dropped, due to the support $[0, \infty)$ of the exponential densities; however, we keep them in the formulas for later convenience.

Example 5. For $n = 4$, using the parameters last_s , π_s , and deg_s from Figure 6, we can deduce explicit formulas for $p_{U_4}(u_1, u_2, u_3)$ in every Weyl chamber. Using the same colors as in Figure 6, we have, for

example, that

$$p_{U_4}(u_1, u_2, u_3) = [E_3 * E_2 * E_2(u_1)] [E_2 * E_1(u_2 - u_1)] [E_1(u_3 - u_2)] + 2 [E_3 * E_2 * E_2 * E_1(u_1)] [E_1(u_2 - u_1)] [E_1(u_3 - u_2)]$$

if $u_1 \leq u_2 \leq u_3$, whereas

$$p_{U_4}(u_1, u_2, u_3) = 2 [E_3 * E_2 * E_2 * E_1(u_2)] [E_2(u_1 - u_2)] [E_1(u_3 - u_1)]$$

if $u_2 \leq u_1 \leq u_3$. Considering all these 3! expressions, and evaluating the convolutions of exponential densities, one obtains that

$$p_{U_4}(u_1, u_2, u_3) = \begin{cases} e^{-(u_1+u_2+u_3)} [e^{u_1+u_2} - (u_1 - 1)e^{u_1} - (u_1 + 1)e^{u_2} - 1] & \text{if } u_1 \leq u_2 \leq u_3, \\ e^{-(u_1+u_2+u_3)} [e^{u_2} - 2u_2e^{u_2} - 1] & \text{if } u_2 \leq u_1 \leq u_3, \\ e^{-(u_1+u_2+u_3)} [e^{u_1+u_3} - (u_1 - 1)e^{u_1} - (u_1 + 1)e^{u_3} - 1] & \text{if } u_1 \leq u_3 \leq u_2, \\ e^{-(u_1+u_2+u_3)} [e^{u_2} - 2u_2e^{u_2} - 1] & \text{if } u_2 \leq u_3 \leq u_1, \\ e^{-(u_1+u_2+u_3)} [e^{u_1+u_3} - (u_3 - 1)e^{u_3} - (u_3 + 1)e^{u_1} - 1] & \text{if } u_3 \leq u_1 \leq u_2, \\ e^{-(u_1+u_2+u_3)} [e^{u_2+u_3} - (u_3 - 1)e^{u_3} - (u_3 + 1)e^{u_2} - 1] & \text{if } u_3 \leq u_2 \leq u_1. \end{cases}$$

Similarly, one can compute p_{V_4} , using the data cor_t , σ_t and deg_t (or, alternatively, using the recursion (5)) and check that $p_{U_4} = p_{V_4}$.

3.5.4 | Fourier transforms and Weyl chambers

The conjectural equality $p_{U_n} = p_{V_n}$ of the joint density functions of U_n and V_n is equivalent to the equality $\widehat{p}_{U_n} = \widehat{p}_{V_n}$ of their corresponding Fourier transforms. In turn, the latter can be manipulated and recast as the combinatorial identity (8) of Conjecture 2. We now outline the calculations.

Recalling the notation W_γ for the Weyl chamber associated to a permutation $\gamma \in S_{n-1}$, as in (32), we observe that the identity $p_{U_n} = p_{V_n}$ is equivalent to the $(n - 1)!$ equalities

$$p_{U_n}(\mathbf{z}) \mathbb{1}_{W_\gamma}(\mathbf{z}) = p_{V_n}(\mathbf{z}) \mathbb{1}_{W_\gamma}(\mathbf{z}), \quad \gamma \in S_{n-1}. \tag{35}$$

Introduce the change of variables

$$\Gamma_\gamma : \mathbb{R}_{\geq 0}^{n-1} \rightarrow W_\gamma, \quad \mathbf{z} \mapsto \boldsymbol{\zeta} = \Gamma_\gamma(\mathbf{z}) \tag{36}$$

defined by setting

$$\zeta_k = z_1 + \dots + z_{\gamma(k)} \quad \text{for } 1 \leq k \leq n - 1.$$

Notice that for all permutations $\gamma \in S_n$, Γ_γ is a bijection with inverse

$$\Gamma_\gamma^{-1} : W_\gamma \rightarrow \mathbb{R}_{\geq 0}^{n-1}, \quad \boldsymbol{\zeta} \mapsto \mathbf{z} = \Gamma_\gamma^{-1}(\boldsymbol{\zeta}) \tag{37}$$

given by

$$z_1 = \zeta_{\gamma^{-1}(1)} \quad \text{and} \quad z_k = \zeta_{\gamma^{-1}(k)} - \zeta_{\gamma^{-1}(k-1)} \quad \text{for } 2 \leq k \leq n - 1.$$

Therefore, (35) are equivalent to the $(n - 1)!$ equalities

$$q_{U_n}^\gamma(\mathbf{z}) = q_{V_n}^\gamma(\mathbf{z}), \quad \gamma \in S_{n-1}, \tag{38}$$

where

$$q_{U_n}^\gamma(z) := p_{U_n}(\Gamma_\gamma(z)) \mathbb{1}_{\mathbb{R}_{\geq 0}^{n-1}}(z),$$

$$q_{V_n}^\gamma(z) := p_{V_n}(\Gamma_\gamma(z)) \mathbb{1}_{\mathbb{R}_{\geq 0}^{n-1}}(z).$$

Now, the identities (38) are equivalent to the equalities of the corresponding Fourier transforms. Using the explicit expression for the density of U_n , the Fourier transform of $q_{U_n}^\gamma$ can be written as

$$\begin{aligned} \widehat{q_{U_n}^\gamma}(x_1, \dots, x_{n-1}) &= \int_{\mathbb{R}^{n-1}} q_{U_n}^\gamma(z_1, \dots, z_{n-1}) \prod_{k=1}^{n-1} e^{-ix_k z_k} dz_k \\ &= \int_{\mathbb{R}^{n-1}} p_{U_n}(\Gamma_\gamma(z)) \mathbb{1}_{\mathbb{R}_{\geq 0}^{n-1}}(z) \prod_{k=1}^{n-1} e^{-ix_k z_k} dz_k \\ &= \sum_{s \in \text{SN}_n} \int_{\mathbb{R}^{n-1}} \prod_{k=1}^{n-1} \left(\begin{matrix} \overline{\text{last}_s(k)} \\ * \\ j = \overline{\text{last}_s(k-1)+1} \end{matrix} E_{\text{deg}_s(j)} \right) (\Gamma_{\pi_s}^{-1}(\Gamma_\gamma(z))) \\ &\quad \times \frac{\mathbb{1}_{W_{\pi_s}}(\Gamma_\gamma(z))}{\prod_{j=0}^{N-1} \text{deg}_s(j)} \mathbb{1}_{\mathbb{R}_{\geq 0}^{n-1}}(z) \prod_{k=1}^{n-1} e^{-ix_k z_k} dz_k. \end{aligned}$$

Observe now that, when $z \in \mathbb{R}_{\geq 0}^{n-1}$,

$$\Gamma_\gamma(z) \in W_{\pi_s} \iff \pi_s = \gamma.$$

Applying the convolution theorem and the fact that the Fourier transform of the exponential density is

$$\widehat{E_\rho}(x) := \int_{\mathbb{R}} E_\rho(u) e^{-ixu} du = \frac{\rho}{\rho + ix},$$

we then continue the above computation:

$$\begin{aligned} \widehat{q_{U_n}^\gamma}(x_1, \dots, x_{n-1}) &= \sum_{s \in \text{SN}_n} \frac{\mathbb{1}_{\{\pi_s = \gamma\}}}{\prod_{j=0}^{N-1} \text{deg}_s(j)} \prod_{k=1}^{n-1} \int_{\mathbb{R}} \left(\begin{matrix} \overline{\text{last}_s(k)} \\ * \\ j = \overline{\text{last}_s(k-1)+1} \end{matrix} E_{\text{deg}_s(j)} \right) (z_k) e^{-ix_k z_k} dz_k \\ &= \sum_{s \in \text{SN}_n} \frac{\mathbb{1}_{\{\pi_s = \gamma\}}}{\prod_{j=0}^{N-1} \text{deg}_s(j)} \prod_{k=1}^{n-1} \prod_{j = \overline{\text{last}_s(k-1)+1}}^{\overline{\text{last}_s(k)}} \int_{\mathbb{R}} E_{\text{deg}_s(j)}(z_k) e^{-ix_k z_k} dz_k \\ &= \sum_{s \in \text{SN}_n} \mathbb{1}_{\{\pi_s = \gamma\}} \prod_{k=1}^{n-1} \prod_{j = \overline{\text{last}_s(k-1)+1}}^{\overline{\text{last}_s(k)}} \frac{1}{\text{deg}_s(j) + ix_k}. \end{aligned}$$

Similarly, the expression for the density of V_n yields

$$\begin{aligned} \widehat{q_{V_n}^\gamma}(x_1, \dots, x_{n-1}) &= \int q_{V_n}^\gamma(z_1, \dots, z_{n-1}) \prod_{k=1}^{n-1} e^{-ix_k z_k} dz_k \\ &= \sum_{t \in \text{SYT}(\delta_n)} \mathbb{1}_{\{\sigma_t = \gamma\}} \prod_{k=1}^{n-1} \prod_{j = \overline{\text{cof}_t(k-1)+1}}^{\overline{\text{cof}_t(k)}} \frac{1}{\text{deg}_t(j) + ix_k}. \end{aligned}$$

Replacing each x_k with $-ix_k$ in the expressions for $\widehat{q}_{U_n}^\gamma$ and $\widehat{q}_{V_n}^\gamma$, we recognize the generating factors g_s and f_t from (26) and (24), respectively. We thus conclude that the equality $p_{U_n} = p_{V_n}$ is equivalent to the $(n-1)!$ identities

$$\sum_{s \in \text{SN}_n} \mathbb{1}_{\{\pi_s = \gamma\}} g_s(x_1, \dots, x_{n-1}) = \sum_{t \in \text{SYT}(\delta_n)} \mathbb{1}_{\{\sigma_t = \gamma\}} f_t(x_1, \dots, x_{n-1}), \quad \gamma \in S_{n-1}.$$

These can be written more compactly as the equality of the generating functions F_n and G_n defined in (28) and (29), that is, the relation (8).

ACKNOWLEDGMENTS

Elia Bisi was supported by ERC Grant *IntRanSt* 669306. Fabio Deelan Cunden was supported by ERC Grant *IntRanSt* 669306 and GNFM-INdAM. Shane Gibbons was supported by the 2019 Undergraduate Summer Research programme of the School of Mathematics and Statistics, University College Dublin. Dan Romik was supported by the National Science Foundation grant No. DMS-1800725. The authors acknowledge TU Wien Bibliothek for financial support through its Open Access Funding Programme.

REFERENCES

- O. Angel, D. Dauvergne, A. E. Holroyd, and B. Virág, *The local limit of random sorting networks*, Ann. Inst. H. Poincaré Probab. Stat. **55** (2019), no. 1, 412–440.
- O. Angel, A. E. Holroyd, and D. Romik, *The oriented swap process*, Ann. Probab. **37** (2009), no. 5, 1970–1998.
- O. Angel, A. E. Holroyd, D. Romik, and B. Virág, *Random sorting networks*, Adv. Math. **215** (2007), no. 2, 839–868.
- J. Baik and E. M. Rains, *Algebraic aspects of increasing subsequences*, Duke Math. J. **109** (2001a), no. 1, 1–65.
- J. Baik and E. M. Rains, *The asymptotics of monotone subsequences of involutions*, Duke Math. J. **109** (2001b), no. 2, 205–281.
- E. Bisi, F. D. Cunden, S. Gibbons, and D. Romik, *Orientedswaps: A mathematica package*, 2019.
- E. Bisi, F. D. Cunden, S. Gibbons, and D. Romik, *Sorting networks, staircase young tableaux and last passage percolation*, Proceedings of the 32nd Conf. Formal Power Ser. Algebr. Comb. Sémin. Lothar. Comb. 84B, 2020, p. #3.
- E. Bisi, N. O’Connell, and N. Zygouras, *The geometric Burge correspondence and the partition function of polymer replicas*, 2020.
- E. Bisi and N. Zygouras, “*GOE and Airy_{2→1} marginal distribution via symplectic Schur functions*,” *Probability and analysis in interacting physical systems: In honor of S.R.S. Varadhan*, P. Friz, W. König, C. Mukherjee, and S. Olla (eds.), Springer, Berlin, Germany, 2019.
- A. Björner and F. Brenti, *Combinatorics of Coxeter Groups*, Graduate Texts in Mathematics, Springer, New York, NY, 2005.
- A. Borodin, P. L. Ferrari, M. Prähofer, and T. Sasamoto, *Fluctuation properties of the TASEP with periodic initial configuration*, J. Stat. Phys. **129** (2007), 1055–1080.
- A. Borodin, V. Gorin, and M. Wheeler, *Shift-invariance for vertex models and polymers*, 2019.
- A. Bufetov, V. Gorin, and D. Romik, *Absorbing time asymptotics in the oriented swap process*, Ann. Appl. Probab. (2021) To appear.
- W. H. Burge, *Four correspondences between graphs and generalized Young tableaux*, J. Combin. Theory A **17** (1974), no. 1, 12–30.
- D. Dauvergne, *The Archimedean limit of random sorting networks*, 2018.
- D. Dauvergne, *Hidden invariance of last passage percolation and directed polymers*, Ann. Probab. (2021) To appear.
- D. Dauvergne and B. Virág, *Circular support in random sorting networks*, Trans. Amer. Math. Soc. **373** (2020), 1529–1553.
- R. Durrett, *Probability: Theory and examples*, Cambridge Series in Statistical and Probabilistic Mathematics, 5th ed., Cambridge University Press, Cambridge, UK, 2019.
- P. Edelman and C. Greene, *Balanced tableaux*, Adv. Math. **63** (1987), no. 1, 42–99.
- W. FitzGerald and J. Warren, *Point-to-line last passage percolation and the invariant measure of a system of reflecting Brownian motions*, Probab. Theory Relat. Fields **178** (2020), 121–171.
- P. J. Forrester, *Log-gases and random matrices*, London Mathematical Society Monographs, Princeton University Press, Princeton, NJ, 2010.

22. W. Fulton, *Young Tableaux: With applications to representation theory and geometry*, London Mathematical Society Student Texts, Cambridge University Press, Cambridge, UK, 1997.
23. C. Greene, *An extension of Schensted's theorem*, Adv. Math. **14** (1974), no. 2, 254–265.
24. Z. Hamaker and B. Young, *Relating Edelman-Greene insertion to the little map*, J. Algebr. Comb. **40** (2014), no. 3, 693–710.
25. J. E. Humphreys, *Reflection groups and Coxeter groups*, Cambridge Studies in Advanced Mathematics, Cambridge University Press, Cambridge, UK, 1990.
26. I. M. Johnstone, *On the distribution of the largest eigenvalue in principal components analysis*, Ann. Stat. **29** (2001), no. 2, 295–327.
27. D. E. Knuth, *Permutations, matrices, and generalized Young tableaux*, Pacific J. Math. **34** (1970), no. 3, 709–727.
28. C. Krattenthaler, *Growth diagrams, and increasing and decreasing chains in fillings of Ferrers shapes*, Adv. Appl. Math. **37** (2006), no. 3, 404–431.
29. A. Lascoux and M.-P. Schützenberger, *Structure de Hopf de l'anneau de cohomologie et de l'anneau de Grothendieck d'une variété de drapeaux*, C. R. Acad. Sci. Paris Sér. I Math. **295** (1982), 629.
30. D. P. Little, *Combinatorial aspects of the Lascoux-Schützenberger tree*, Adv. Math. **174** (2003), no. 2, 236–253.
31. D. Romik, *The surprising mathematics of longest increasing subsequences*, Cambridge University Press, Cambridge, UK, 2015.
32. T. Sasamoto, *Spatial correlations of the 1D KPZ surface on a flat substrate*, J. Phys. A **38** (2005), no. 33, L549–L566.
33. R. P. Stanley, *On the number of reduced decompositions of elements of Coxeter groups*, Eur. J. Comb. **5** (1984), no. 4, 359–372.
34. R. P. Stanley, *Enumerative combinatorics: Volume 2: 62 of Cambridge Studies in Advanced Mathematics*, Cambridge University Press, Cambridge, UK, 1999.
35. C. A. Tracy and H. Widom, *On orthogonal and symplectic matrix ensembles*, Commun. Math. Phys. **177** (1996), no. 3, 727–754.

How to cite this article: E. Bisi, F. D. Cunden, S. Gibbons, and D. Romik, *The oriented swap process and last passage percolation*, Random Struct. Algorithms. **60** (2022), 690–715.
<https://doi.org/10.1002/rsa.21055>

APPENDIX : THE RSK AND BURGE CORRESPONDENCES

In this appendix, we translate the results of [28] into Theorem 5.

We identify a Young diagram λ with the sequence $(m_i, n_i)_{i=1}^{k-1}$ of its border boxes, ordered so that $m_i \geq m_{i-1}$ and $n_i \leq n_{i-1}$ for all $2 \leq i \leq k-1$. Such a sequence forms a directed “line-to-line” path, that is, a directed path starting on the line $\{(i, j) \in \mathbb{N}^2 : i = 1\}$ and ending on the line $\{(i, j) \in \mathbb{N}^2 : j = 1\}$. In other words, we have that $m_1 = 1$, $n_{k-1} = 1$, and each increment $w_i := (m_i, n_i) - (m_{i-1}, n_{i-1})$ is either $D := (0, -1)$ or $R := (1, 0)$ for all $2 \leq i \leq k-1$. Setting also by convention $w_1 := R$ and $w_k := D$, one can identify λ with a “ D - R -sequence” $w = w_1 \cdots w_k$ starting at R and ending at D . For instance, the shape of the tableaux in Figure 3 is encoded as the sequence $RDRRRDDRD$.

Given a partition λ associated with a D - R sequence $w = w_1 \cdots w_k$, [28, Theorem 7] describes the RSK map as a bijection between Young tableaux x of shape λ with non-negative integers entries and sequences $(\emptyset = \mu^0, \mu^1, \dots, \mu^k = \emptyset)$ of partitions such that μ^i / μ^{i-1} is a horizontal strip if $w_i = R$ and μ^{i-1} / μ^i is a horizontal strip if $w_i = D$. One can easily verify that, for $1 \leq i \leq k-1$, the partition μ^i is

²Letters D and R refer to *down* and *right* steps of the directed path, respectively, if one uses the French notation for Young diagrams as in [28]. In the English translation, which we have used throughout this article, D and R correspond to left and down steps, respectively.

of length $p_i := \min(m_i, n_i)$ at most. We can then form a new Young tableau $r = \{r_{i,j} : (i,j) \in \lambda\}$ by setting the diagonal of r that contains the border box (m_i, n_i) to be

$$(r_{m_i, n_i}, r_{m_i-1, n_i-1}, \dots, r_{m_i-p_i+1, n_i-p_i+1}) := \mu^i \quad \text{for } 1 \leq i \leq k-1.$$

It is then easy to check that the conditions on μ^i/μ^{i-1} and μ^{i-1}/μ^i are equivalent to the fact that r is an interlacing tableau in the sense of (14). Therefore, the sequence $(\emptyset = \mu^0, \mu^1, \dots, \mu^k = \emptyset)$ can be rearranged into an interlacing tableau of shape λ with non-negative integer entries, thus yielding the RSK correspondence of Theorem 5. The fact that (16) holds follows then from [28, Theorem 8-(G¹1)].

The statement about the Burge correspondence in Theorem 5, which is called *dualRSK'* (to be read: dual RSK prime) in [28], can be recovered in a similar way from the results of that paper. Given a partition λ associated with a *D-R* sequence $w = w_1 \cdots w_k$, [28, Theorem 11] presents the Burge correspondence as a bijection between Young tableaux x of shape λ with non-negative integer entries and sequences $(\emptyset = v^0, v^1, \dots, v^k = \emptyset)$ of partitions such that v^i/v^{i-1} is a *vertical strip* if $w_i = R$ and v^{i-1}/v^i is a *vertical strip* if $w_i = D$. This time, we define the Young tableau $b = \{b_{i,j} : (i,j) \in \lambda\}$ by identifying the diagonal of b that contains (m_i, n_i) with the *conjugate* partition of v^i :

$$(b_{m_i, n_i}, b_{m_i-1, n_i-1}, \dots, b_{m_i-p_i+1, n_i-p_i+1}) := (v^i)' \quad \text{for } 1 \leq i \leq k-1.$$

This resulting map $x \mapsto b$ satisfies (17) thanks to [28, Theorem 12-(G⁴2)].

When λ is a rectangular shape $[1, m] \times [1, n]$, the RSK and Burge correspondences degenerate to the classical ones in the following way. The sequence of partitions $(\emptyset = \mu^0, \mu^1, \dots, \mu^{m+n} = \emptyset)$ corresponding to an $m \times n$ matrix x via RSK can be split into an ascending and a descending sequence:

$$\emptyset = \mu^0 \subseteq \mu^1 \subseteq \dots \subseteq \mu^m \supseteq \dots \supseteq \mu^{m+n-1} \supseteq \mu^{m+n} = \emptyset.$$

One can then form two Young tableaux P and Q of common shape μ^m by setting $Q_{i,j} := k$ if and only if $(i,j) \in \mu^k/\mu^{k-1}$ for all $1 \leq k \leq m$ and $P_{i,j} := l$ if and only if $(i,j) \in \mu^{m+n-l}/\mu^{m+n-l+1}$ for all $1 \leq l \leq n$. The constraint on the partitions make the two tableaux P and Q semistandard, and the map $x \mapsto (P, Q)$ corresponds to the classical RSK correspondence. An analogous connection with the classical Burge correspondence also holds.