



Studies of charm and beauty hadron long-range correlations in pp and pPb collisions at LHC energies

The CMS Collaboration ^{*}

CERN, Geneva, Switzerland

ARTICLE INFO

Article history:

Received 15 September 2020
 Received in revised form 30 November 2020
 Accepted 14 December 2020
 Available online 21 December 2020
 Editor: M. Doser

Keywords:

CMS
 Ridge
 Collectivity
 Small systems
 Heavy flavor
 Elliptic flow

ABSTRACT

Measurements of the second Fourier harmonic coefficient (v_2) of the azimuthal distributions of prompt and nonprompt D^0 mesons produced in pp and pPb collisions are presented. Nonprompt D^0 mesons come from beauty hadron decays. The data samples are collected by the CMS experiment at nucleon-nucleon center-of-mass energies of 13 and 8.16 TeV, respectively. In high multiplicity pp collisions, v_2 signals for prompt charm hadrons are reported for the first time, and are found to be comparable to those for light-flavor hadron species over a transverse momentum (p_T) range of 2–6 GeV. Compared at similar event multiplicities, the prompt D^0 meson v_2 values in pp and pPb collisions are similar in magnitude. The v_2 values for open beauty hadrons are extracted for the first time via nonprompt D^0 mesons in pPb collisions. For p_T in the range of 2–5 GeV, the results suggest that v_2 for nonprompt D^0 mesons is smaller than that for prompt D^0 mesons. These new measurements indicate a positive charm hadron v_2 in pp collisions and suggest a mass dependence in v_2 between charm and beauty hadrons in the pPb system. These results provide insights into the origin of heavy-flavor quark collectivity in small systems.

© 2020 The Author(s). Published by Elsevier B.V. This is an open access article under the CC BY license (<http://creativecommons.org/licenses/by/4.0/>). Funded by SCOAP³.

1. Introduction

Strong collectivity in high-energy nucleus-nucleus (AA) collisions at the BNL RHIC [1–4] and at the CERN LHC [5,6], has indicated the formation of a hot, strongly interacting quark gluon plasma (QGP), which exhibits nearly ideal hydrodynamic behavior [7–9]. The collective phenomena manifests itself in long-range (large pseudorapidity gap) particle correlations [10–15]. Although not originally expected, similar long-range collective azimuthal correlations are also being observed in small colliding systems with high final-state particle multiplicity, such as proton-proton (pp) [16–20], proton-nucleus (pA) [21–31], and lighter nucleus-nucleus systems [31–34]. This observation raised the question of whether a fluid-like QGP medium with a size significantly smaller than in AA collisions is created in these other systems [35–37]. At the same time, there is no observation of long-range correlations in e^+e^- and ep collisions, which are even smaller systems compared to pp collisions [38,39]. In the context of hydrodynamic models, the observed azimuthal correlation structure of emitted particles is typically characterized by its Fourier components [40]. The second and third Fourier anisotropy coefficients are known as elliptic (v_2) and triangular (v_3) flow, which most directly reflect the QGP medium response to the initial collision geometry and its fluctua-

tions, respectively [41–44]. The experimental measurements in the small systems are consistent with the dominance of strong final-state interactions [35,37,45–47], such as a hydrodynamic expansion of a tiny QGP droplet [35,37]. Alternative scenarios based on gluon saturation in the initial state can also capture the main features of the correlation data, and are conjectured to play a dominant role as the event multiplicity decreases [35,36].

Heavy-flavor quarks (charm and bottom) are produced via hard scatterings in the very early stages of the high energy collisions. These quarks are available to probe both initial- and final-state effects of the collision dynamics [48,49]. Strong elliptic flow signals of electrons from the decay of heavy-flavor hadrons and open charm D^0 mesons are observed in both gold-gold (AuAu) collisions at RHIC [50,51] and lead-lead (PbPb) collisions at the LHC [52–54]. These findings suggest that charm quarks develop significant collective behavior via their strong interactions with the bulk of the QGP medium. Measurements of elliptic flow of hidden-charm J/ψ mesons provide further evidence for strong rescatterings of charm quarks [55,56].

In small colliding systems, the study of heavy-flavor hadron collectivity has the potential to disentangle possible contributions from both initial- and final-state effects. In particular, heavy flavor hadrons may be more sensitive to possible initial-state gluon saturation effects. Recent observation of a significant elliptic flow signal for prompt D^0 [57] and prompt J/ψ [58,59] mesons in pPb collisions provided the first evidence for charm quark collectivity

^{*} E-mail address: cms-publication-committee-chair@cern.ch.

in small systems. Surprisingly, despite the mass differences, the observed v_2 signal for prompt J/ψ mesons in pPb collisions is found to be comparable to that of prompt D^0 mesons and light-flavor hadrons at a given particle transverse momentum (p_T). This behavior cannot be explained by the final-state effects of a QGP medium, as the contribution from recombinations to J/ψ production is not expected to be significant in small systems [60]. This finding may imply the existence of initial-state correlation effects [61]. Further detailed investigations are important to address many open questions for understanding the origin of heavy-flavor quark collectivity in small systems. These include the multiplicity dependence of charm quark collectivity in both pPb and pp systems and the details of collective behavior of beauty quarks.

This Letter presents the first measurement of the elliptic flow (v_2) for prompt D^0 mesons in pp collisions at center-of-mass energy $\sqrt{s} = 13$ TeV and for nonprompt D^0 mesons (from decays of beauty hadrons) in pPb collisions at nucleon-nucleon center-of-mass energy $\sqrt{s_{NN}} = 8.16$ TeV, using long-range ($|\Delta\eta| > 1$) two-particle angular correlations. The v_2 harmonic coefficient is determined over the 2–8 GeV p_T range for prompt D^0 mesons as a function of multiplicity with results for the pp and pPb collisions. The nonprompt D^0 meson v_2 values are extracted in high-multiplicity pPb collisions for two transverse momentum ranges 2–5 and 5–8 GeV, and are compared to previous measurements of prompt D^0 mesons and light flavor hadrons.

2. Experimental apparatus and data sample

The central feature of the CMS apparatus is a superconducting solenoid of 6 m internal diameter, providing a magnetic field of 3.8 T. Within the solenoid volume, there are four primary sub-detectors including a silicon pixel and strip tracker detector, a lead tungstate crystal electromagnetic calorimeter, and a brass and scintillator hadron calorimeter, each composed of a barrel and two endcap sections. Iron and quartz-fiber Cherenkov hadron forward calorimeters cover the pseudorapidity (η_{lab}) range $2.9 < |\eta_{lab}| < 5.2$ in laboratory frame. Muons are measured in gas-ionization detectors embedded in the steel flux-return yoke outside the solenoid. The silicon tracker measures charged particles within the range $|\eta_{lab}| < 2.5$. For charged particles with $1 < p_T < 10$ GeV and $|\eta_{lab}| < 1.4$, the track resolutions are typically 1.5% in p_T and 25–90 (45–150) μm in the transverse (longitudinal) impact parameter [62]. A detailed description of the CMS detector, together with a definition of the coordinate system used and the relevant kinematic variables, can be found in Ref. [63].

The event samples were collected by the CMS experiment with a two-level trigger system [64]: at level-1 events are selected by custom hardware processors while the high-level trigger uses fast versions of the offline software. The pPb data at $\sqrt{s_{NN}} = 8.16$ TeV used in this analysis were collected in 2016, and correspond to an integrated luminosity of 186.0 nb^{-1} [65]. The beam energies are 6.5 TeV for the protons and 2.56 TeV per nucleon for the lead nuclei. Because of the asymmetric beam conditions, particles selected in this analysis from midrapidity in the laboratory frame ($|y_{lab}| < 1$) correspond to rapidity in the nucleon-nucleon center-of-mass frame of $-1.46 < y_{cm} < 0.54$, with positive rapidity corresponding to the proton beam direction. The pp data at $\sqrt{s} = 13$ TeV were collected in 2017 and 2018 with integrated luminosities of 1.27 pb^{-1} and 10.22 pb^{-1} during special runs with low beam intensity, resulting in an average number of concurrent pp collisions of about 1 per bunch crossing. The event reconstruction, event selections, and triggers (minimum bias and high multiplicity) are identical to those described in Refs. [19,66,67]. Similar to previous CMS correlation measurements, the pPb and pp data are analyzed for several multiplicity ($N_{\text{trk}}^{\text{offline}}$) classes, where $N_{\text{trk}}^{\text{offline}}$

is the number of offline selected tracks [19,62] with $|\eta_{lab}| < 2.4$ and $p_T > 0.4$ GeV.

3. Prompt and nonprompt D^0 meson reconstruction and selection

The D^0 (and its charge conjugate state \bar{D}^0) mesons are reconstructed through the hadronic decay channel $D^0 \rightarrow K^- \pi^+$ ($\bar{D}^0 \rightarrow K^+ \pi^-$). The invariant mass of D^0 candidates is required to be from 1.725–2.000 GeV to cover the world-average D^0 mass [68]. In order to suppress the combinatorial background and improve the momentum and mass resolution, high-purity [62] tracks reconstructed using the silicon tracker with $p_T > 0.7$ GeV, $|\eta_{lab}| < 2.4$, smaller than 10% relative uncertainty in p_T , and the number of valid hits ≥ 11 are used. For each pair of selected tracks, two D^0 candidates are considered by assuming that one of the tracks has the pion mass while the other track has the kaon mass, and vice versa.

The D^0 candidates are selected using a multivariate technique that employs the boosted decision tree (BDT) algorithm in the Toolkit for Multivariate Data Analysis with ROOT [69]. The selection is optimized separately for pp and pPb collisions, and for all p_T ranges, in order to maximize the statistical significance of the prompt or non-prompt D^0 meson signals. The Monte Carlo (MC) signal simulated samples are produced with PYTHIA 8.209 [70] tune CUETP8M1 [71] (embedded into EPOS LHC [72] for the case of pPb analysis) for both prompt and nonprompt D^0 events. The background samples for the multivariate training are taken from data. The training variables related to D^0 mesons include: the χ^2 probability for D^0 vertex fitting; the three-dimensional distance (with and without being normalized by its uncertainty) between the primary and decay vertices; and the three-dimensional pointing angle (defined as the angle between the line segment connecting the primary and decay vertices and the momentum vector of the reconstructed particle candidates). The training variables related to the decay products are: p_T ; pseudorapidity and the longitudinal and transverse track impact parameter significance. In the BDT training for prompt D^0 signals, same-sign (SS) $\pi^\pm K^\pm$ candidates are used, which contain predominantly combinatorial background. For optimizing nonprompt D^0 signals, both prompt D^0 signals and combinatorial candidates are considered as dominant background to be suppressed. For this reason, opposite-sign (OS) candidates (although including fractions $< 5\%$ of nonprompt D^0 signals) are used for the background training sample. This approach is found to give better performance for achieving higher nonprompt D^0 fractions than using SS background candidates, especially at higher p_T .

The optimal selection criterion is the working point with the highest signal significance of prompt and nonprompt D^0 signals. For extracting the nonprompt D^0 yield, the distributions of distance of closest approach (DCA) of the D^0 meson momentum vector, relative to the primary vertex, are fitted using the template probability distribution functions (PDFs) for prompt and nonprompt D^0 signals derived from MC simulation. The residual nonprompt fraction in the BDT prompt-trained sample is found to be no more than 7%, while in the BDT nonprompt-trained sample, the optimal selection yields a nonprompt fraction up to 20%. This procedure is further outlined in Section 4.

4. Data analysis

The azimuthal anisotropies of D^0 mesons are extracted from their long-range ($|\Delta\eta| > 1$) two-particle azimuthal correlations of D^0 candidates with charged particles, as described in Refs. [19,26]. The two-dimensional (2D) correlation function is constructed by pairing each D^0 candidate with reference primary charged-particle tracks with $0.3 < p_T < 3.0$ GeV (denoted “ref” particles), and calculating

$$\frac{1}{N_{D^0}} \frac{d^2 N^{\text{pair}}}{d\Delta\eta d\Delta\phi} = B(0, 0) \frac{S(\Delta\eta, \Delta\phi)}{B(\Delta\eta, \Delta\phi)}, \quad (1)$$

where $\Delta\eta$ and $\Delta\phi$ are the differences in pseudorapidity η_{lab} and azimuthal angle ϕ of each pair. The same-event pair distribution, $S(\Delta\eta, \Delta\phi)$, represents the yield of particle pairs normalized by the number of D^0 candidates (N_{D^0}) from the same event. The mixed-event pair yield distribution, $B(\Delta\eta, \Delta\phi)$, is constructed by pairing D^0 candidates in each event with the reference primary charged-particle tracks from 10 different randomly selected events, from the same $N_{\text{trk}}^{\text{offline}}$ range, and with a primary vertex falling in the same 2 cm wide range of reconstructed z coordinates. The $B(0, 0)$ represents the value of $B(\Delta\eta, \Delta\phi)$ at $\Delta\eta = 0$ and $\Delta\phi = 0$. It is evaluated by interpolating the four nearest bins with a bin width of 0.3 in $\Delta\eta$ and $\pi/16$ in $\Delta\phi$ bilinearly. The interpolation shows a negligible effect on the measurements. The analysis procedure is performed in each D^0 candidate p_T range by dividing it into 14 intervals of invariant mass. The correction for the acceptance and efficiency (derived from simulations using PYTHIA for pp and PYTHIA+EPOS for pPb) of the D^0 meson yield is found to have a negligible effect on the measurements, and is not applied. The corresponding effects are discussed in Section 5. The $\Delta\phi$ correlation functions averaged over $|\Delta\eta| > 1$ (to remove short-range correlations, such as jet fragmentation) are obtained from the projection of 2D correlation functions and fitted by the first three terms of a Fourier series:

$$\frac{1}{N_{D^0}} \frac{dN^{\text{pair}}}{d\Delta\phi} = \frac{N_{\text{assoc}}}{2\pi} \left[1 + \sum_{n=1}^3 2V_{n\Delta} \cos(n\Delta\phi) \right]. \quad (2)$$

Here, $V_{n\Delta}$ are the Fourier coefficients and N_{assoc} represents the total number of pairs per D^0 candidate. The inclusion of additional Fourier terms to the fit has negligible effect. By assuming $V_{n\Delta}$ to be the product of single-particle anisotropies [73], $V_{n\Delta}(D^0, \text{ref}) = v_n(D^0)v_n(\text{ref})$, the v_n anisotropy harmonics for D^0 candidates can be extracted from the equation:

$$v_n(D^0) = V_{n\Delta}(D^0, \text{ref}) / \sqrt{V_{n\Delta}(\text{ref}, \text{ref})}. \quad (3)$$

Because of the limited statistical precision of the available data, only the elliptic anisotropy harmonic results are reported in this analysis.

To extract the $V_{2\Delta}$ values of the inclusive D^0 meson signal ($V_{2\Delta}^S$), a two-step fit to the invariant mass spectrum of D^0 candidates and their $V_{2\Delta}$ as a function of the invariant mass, $V_{2\Delta}^{S+B}(m_{\text{inv}})$, is performed in each p_T interval. The mass spectrum fit function is composed of five components: the sum of two Gaussian functions with the same mean but different widths for the D^0 signal, $S(m_{\text{inv}})$; an additional Gaussian function to describe the invariant mass shape of D^0 candidates with an incorrect mass assignment from the exchange of the pion and kaon designations, $SW(m_{\text{inv}})$; Crystal Ball (CB) functions [74] to describe processes $D^0 \rightarrow \pi^+\pi^-$ ($S(m_{\pi^+\pi^-})$) and $D^0 \rightarrow K^+K^-$ ($S(m_{K^+K^-})$); and a third-order polynomial to model the combinatorial background, $B(m_{\text{inv}})$. The contributions from the processes $D^0 \rightarrow \pi^+\pi^-$ and $D^0 \rightarrow K^+K^-$ are the results of mislabelling K as π , or vice versa. These two components are emulated by two CB functions at two sides away from the peak region. The width and the ratio of the yields of $SW(m_{\text{inv}})$ and $S(m_{\text{inv}})$ and the CB function shape are fixed according to results obtained from simulation studies using PYTHIA for pp collisions and PYTHIA+EPOS for pPb collisions.

The $V_{2\Delta}^{S+B}(m_{\text{inv}})$ distribution is fit with

$$V_{2\Delta}^{S+B}(m_{\text{inv}}) = \alpha(m_{\text{inv}}) V_{2\Delta}^S + [1 - \alpha(m_{\text{inv}})] V_{2\Delta}^B(m_{\text{inv}}), \quad (4)$$

where

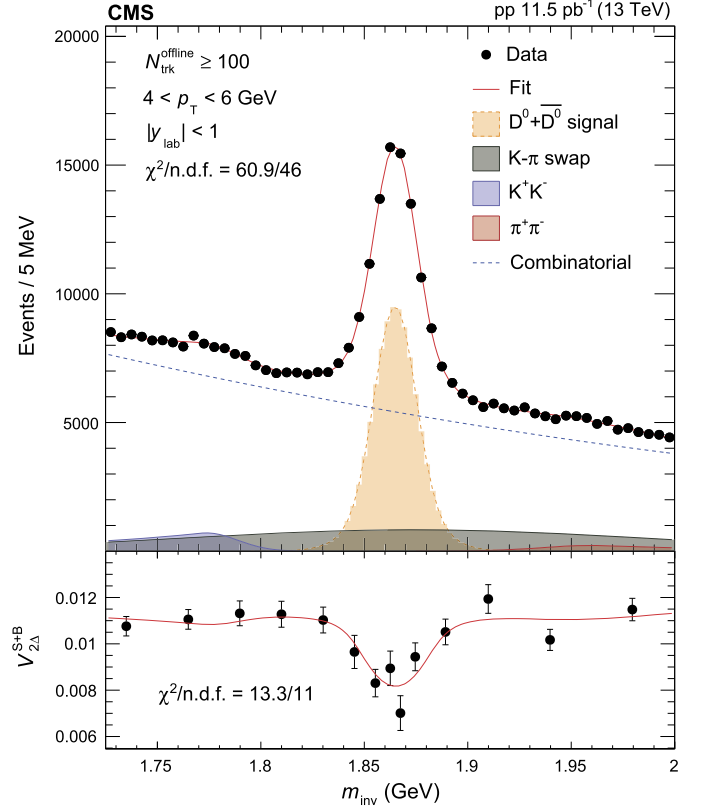


Fig. 1. Example of fits to the invariant mass spectrum and $V_{2\Delta}^{S+B}(m_{\text{inv}})$, for the BDT prompt-trained sample in pp collisions.

$$\alpha(m_{\text{inv}}) = \left[S(m_{\text{inv}}) + SW(m_{\text{inv}}) + S(m_{K^+K^-}) + S(m_{\pi^+\pi^-}) \right] / \left[S(m_{\text{inv}}) + SW(m_{\text{inv}}) + S(m_{K^+K^-}) + S(m_{\pi^+\pi^-}) + B(m_{\text{inv}}) \right]. \quad (5)$$

Here $V_{2\Delta}^B(m_{\text{inv}})$ for the background D^0 candidates is modeled as a linear function of the invariant mass, and $\alpha(m_{\text{inv}})$ is the D^0 signal fraction. The $K-\pi$ swapped, $D^0 \rightarrow \pi^+\pi^-$ and $D^0 \rightarrow K^+K^-$ components are included in the signal fraction because these candidates are from genuine D^0 mesons and should have the same v_2 value as that of the D^0 signal.

Fig. 1 shows an example of fits to the mass spectrum and $V_{2\Delta}^{S+B}(m_{\text{inv}})$, for the BDT prompt-trained sample in the p_T interval 4–6 GeV for the multiplicity range $N_{\text{trk}}^{\text{offline}} \geq 100$ in pp collisions. Similar fits in pPb data can be found in Ref. [57], which are not repeated here.

For extracting the $V_{2\Delta}$ values of nonprompt D^0 mesons, the measurement and fitting procedure described above are repeated in three separate DCA ranges, containing very different nonprompt D^0 fractions. A linear fit by the functional form,

$$V_{2\Delta}^S = f^{\text{b} \rightarrow \text{D}} V_{2\Delta}^{\text{b} \rightarrow \text{D}} + (1 - f^{\text{b} \rightarrow \text{D}}) V_{2\Delta}^{\text{prompt D}}, \quad (6)$$

to the measured D^0 $V_{2\Delta}$ values as a function of nonprompt D^0 fraction is performed to extrapolate to the $V_{2\Delta}$ value at a nonprompt fraction of 100%. The $f^{\text{b} \rightarrow \text{D}}$ represents the nonprompt D^0 fraction. The v_2 values of nonprompt D^0 are evaluated by using Eq. (3). Fig. 2 shows an example of fits to the mass spectrum and $V_{2\Delta}^{S+B}(m_{\text{inv}})$ for the BDT nonprompt-trained sample for $\text{DCA} < 0.008$ cm and $0.008 < \text{DCA} < 0.014$ cm, in the p_T interval 2–5 GeV, for the multiplicity range $185 \leq N_{\text{trk}}^{\text{offline}} < 250$ in pPb collisions. The resulting D^0 signal $V_{2\Delta}$ distributions contain contributions from both prompt and nonprompt D^0 mesons.

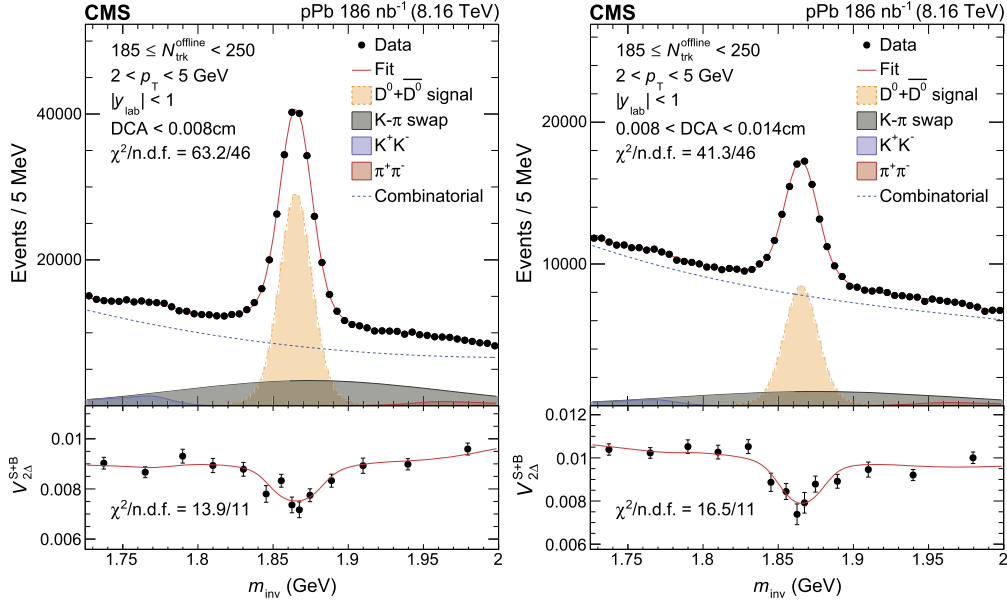


Fig. 2. Example of fits to the invariant mass spectrum and $V_{2\Delta}^{S+B}(m_{inv})$, for the BDT nonprompt-trained sample in pPb collisions. The left plot shows the fit for $DCA < 0.008$ cm and the right plot is for $0.008 < DCA < 0.014$ cm.

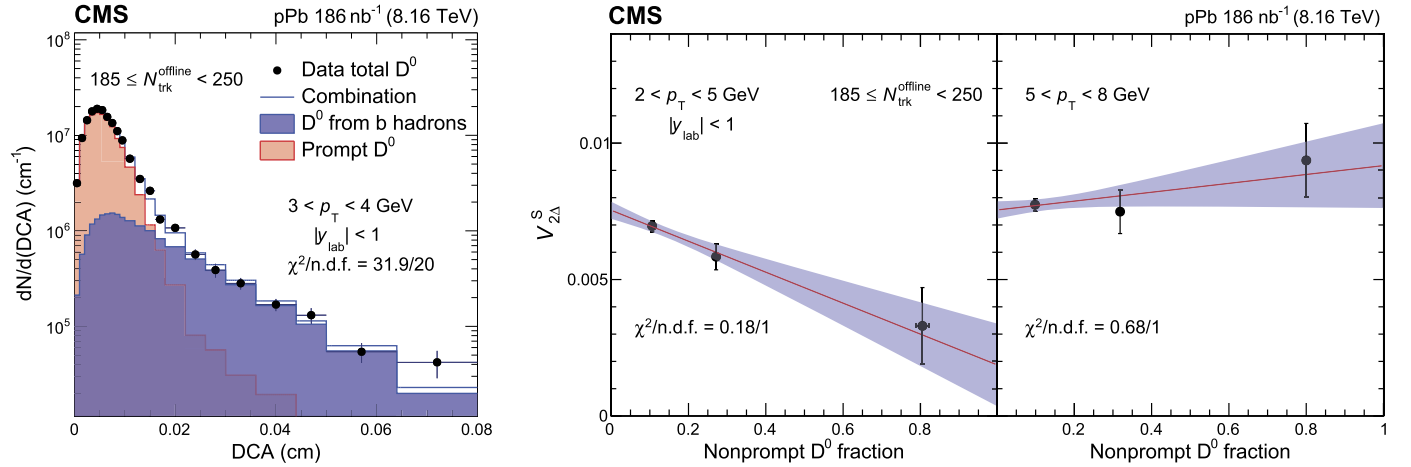


Fig. 3. Left: example of template fit to the D^0 meson DCA distribution in the p_T interval 3–4 GeV for events with $185 \leq N_{trk}^{offline} < 250$ of pPb collisions. Right: inclusive D^0 $V_{2\Delta}^S$ values from the three DCA regions as a function of the corresponding nonprompt D^0 fraction, for $2 < p_T < 5$ GeV and $5 < p_T < 8$ GeV. The red line is a linear fit to $V_{2\Delta}^S$ data.

Inclusive D^0 meson yields, extracted as a function of DCA, by fitting the invariant mass distribution in each DCA bin, are shown in Fig. 3 (left). A template fit to the DCA distribution is performed using template distributions of prompt and nonprompt D^0 mesons obtained from MC simulation to estimate the nonprompt D^0 fractions in each of the three DCA regions used to extract inclusive D^0 $V_{2\Delta}$, as described above. The inclusive D^0 $V_{2\Delta}$ values from the three DCA regions are then plotted as a function of the corresponding nonprompt D^0 fraction, shown in Fig. 3 (right), for $2 < p_T < 5$ GeV and $5 < p_T < 8$ GeV, respectively. The measurements are well described by a linear-function fit, which is shown as a red line in Fig. 3.

The residual contribution of back-to-back dijets to the measured v_2 results is corrected by subtracting correlations from low-multiplicity events, following an identical procedure established in Refs. [19,73]. The Fourier coefficients, $V_{n\Delta}$, extracted from Eq. (2) for $N_{trk}^{offline} < 35(20)$, in pPb (pp) collisions, are subtracted from the $V_{n\Delta}$ coefficients obtained in the high-multiplicity region, with

$$V_{n\Delta}^{sub} = V_{n\Delta} - V_{n\Delta}(N_{trk}^{offline} < 35) \times \frac{N_{assoc}(N_{trk}^{offline} < 35)}{N_{assoc}} \frac{Y_{jet}}{Y_{jet}(N_{trk}^{offline} < 35)}. \quad (7)$$

Here, Y_{jet} represents the jet yield. It is the difference between integrals of the short-range ($|\Delta\eta| < 1$) and long-range ($|\Delta\eta| > 2$) event-normalized associated yields for each multiplicity class. The ratio $Y_{jet}/Y_{jet}(N_{trk}^{offline} < 35)$ is introduced to account for the enhanced jet correlations resulting from the selection of higher-multiplicity events. It is observed that the values of jet yield ratio show little dependence on p_T over the full p_T range. For the measurement of nonprompt D^0 mesons, all quantities in Eq. (7) are first extrapolated to values at a nonprompt D^0 fraction of 100%, following the same approach as in Fig. 3, before applying the subtraction procedure. Elliptic flow (v_2^{sub}), corrected for residual jet correlations, is obtained from $V_{2\Delta}^{sub}$ using Eq. (3).

Table 1
Summary of systematic uncertainties on v_2^{sub} . The ranges of systematic uncertainties correspond to the p_T ranges of D^0 mesons. Values are in 10^{-3} .

Source	Prompt D^0 in pPb collisions ($\times 10^{-3}$)	Nonprompt D^0 in pPb collisions ($\times 10^{-3}$)	Prompt D^0 in pp collisions ($\times 10^{-3}$)
Nonprompt D^0 contamination	3–8	–	4–5
Nonprompt D^0 fraction estimation	–	1–7	–
Background $V_{2\Delta}$ PD	2–4	2	2–5
Efficiency correction	0.1–13	0.2–0.6	0.8–13
Trigger bias	0.6–1	0.1–1	0.4–2
Effect from pileup	2–5	2–5	4–10
BDT selection	2–5	2	3–8
Jet subtraction	2–7	14–16	5–49
Total	5–18	16–17	13–52

5. Systematic uncertainties

Table 1 summarizes the estimate of systematic uncertainties for the v_2^{sub} of prompt and nonprompt D^0 mesons in pPb collisions as well as that of prompt D^0 mesons in pp collisions. The ranges of systematic uncertainties correspond to the p_T ranges of D^0 mesons.

Systematic uncertainties in the BDT selection of the D^0 candidates are evaluated by studying MC simulated samples. The difference between applying BDT selections and not applying those criteria is taken as the systematic uncertainty. This procedure yields the v_2 uncertainties of 0.002–0.005 for prompt D^0 mesons and 0.002 for nonprompt D^0 mesons in pPb collisions. In pp collisions, it brings an uncertainty of 0.003–0.008 on the prompt D^0 v_2 measurement.

Other sources of systematic uncertainty include the background mass PD, the D^0 meson yield correction (acceptance and efficiency correction), the background $V_{2\Delta}$ PD, and the jet subtraction method. Changing the background mass PD to a second-order polynomial or an exponential function shows negligible systematic effects. To evaluate the uncertainties arising from the p_T -dependent D^0 meson yield correction, the v_2 values are extracted from the corrected signal D^0 distributions and compared to the uncorrected v_2 values as a conservative estimate. This yields an uncertainty of less than 0.013. For most bins, the uncertainties from the yield correction are less than 0.003 and are small (or negligible) compared to other sources and statistical uncertainties. The systematic uncertainties from the background v_2 PD are evaluated by changing $v_2^B(m_{\text{inv}})$ to a second-order polynomial function of the invariant mass, yielding an uncertainty of less than 0.005. To study potential trigger biases, a comparison to high-multiplicity pPb data for a given multiplicity range that were collected using a lower threshold trigger with 100% efficiency is performed. The uncertainty from trigger bias is quoted as 0.001. Though data collected with low beam intensity are used in this analysis, there are still additional collisions besides the one of interest per bunch crossing, which are known as pileup interactions. The possible contamination by residual pileup interactions is also studied by varying the pileup selection of events in the performed analysis, from no pileup rejection at all to selecting events with only one reconstructed vertex. The variation of D^0 v_2 values is about 0.002–0.005 in pPb collisions, while it is about 0.004–0.010 in pp collisions because of larger pileup. To study the uncertainty from jet subtraction, the ratio $Y_{\text{jet}}/Y_{\text{jet}}(N_{\text{trk}}^{\text{offline}} < 35)$ is varied by one standard deviation. It yields an uncertainty of 0.002–0.007 for prompt D^0 mesons and 0.016–0.017 for nonprompt D^0 in pPb collisions. In pp collisions, it yields an uncertainty of 0.013–0.049 for prompt D^0 mesons. This effect diminishes towards high multiplicity regions because of the small $N_{\text{trk}}^{\text{offline}}$ ratio according to Eq. (7).

For the measurement of prompt D^0 mesons, the contribution from nonprompt D^0 mesons is significantly suppressed. No explicit

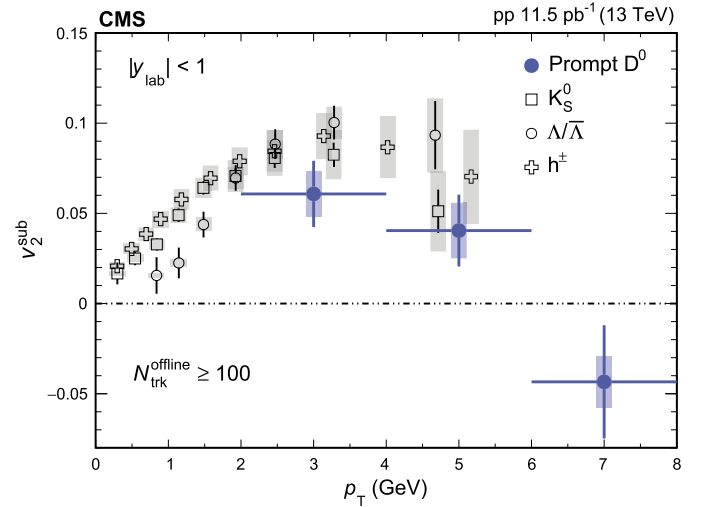


Fig. 4. Results of v_2^{sub} for prompt D^0 mesons, as a function of p_T for $|y_{\text{lab}}| < 1$, with $N_{\text{trk}}^{\text{offline}} \geq 100$ in pp collisions at $\sqrt{s} = 13$ TeV. Published data for charged particles, K_S^0 mesons and Λ baryons are also shown for comparison [19]. The vertical bars correspond to the statistical uncertainties, while the shaded areas denote the systematic uncertainties. The horizontal bars represent the width of the p_T bins.

correction is applied and a systematic uncertainty is quoted instead. Based on the prediction for AA collisions that B mesons have a smaller v_2 than light-flavor particles because of the larger mass of the b quark [75–77], the nonprompt D^0 v_2 values are assumed to lie between 0 and those of strange hadrons. The v_2 for prompt D^0 is thus reestimated with the bounds of nonprompt D^0 v_2 and the extracted nonprompt D^0 fractions and the change in v_2 signal is found to be smaller than 0.008. For the measurement of nonprompt D^0 mesons, a major systematic uncertainty comes from the determination of nonprompt D^0 fraction in different DCA regions. The DCA template distributions of prompt and nonprompt D^0 mesons from MC simulation are smeared via scaling the width of these distributions. The variation of DCA width is 2–8%, based on the best χ^2 fit to data. The resulting variation in the extracted nonprompt D^0 v_2 is quoted as a systematic uncertainty of 0.007.

All sources of systematic uncertainties are added in quadrature to obtain the total systematic uncertainty. The total systematic uncertainties for prompt and nonprompt D^0 mesons in pPb collisions yield 0.005–0.018 and 0.016–0.017, respectively. For prompt D^0 mesons in pp collisions, the total systematic uncertainties are quoted as 0.013–0.052.

6. Results

The v_2^{sub} results of prompt D^0 mesons in pp collisions at $\sqrt{s} = 13$ TeV, are presented in Fig. 4 as a function of p_T for $|y_{\text{lab}}| < 1$, with $N_{\text{trk}}^{\text{offline}} \geq 100$. Published data for light-flavor hadrons includ-

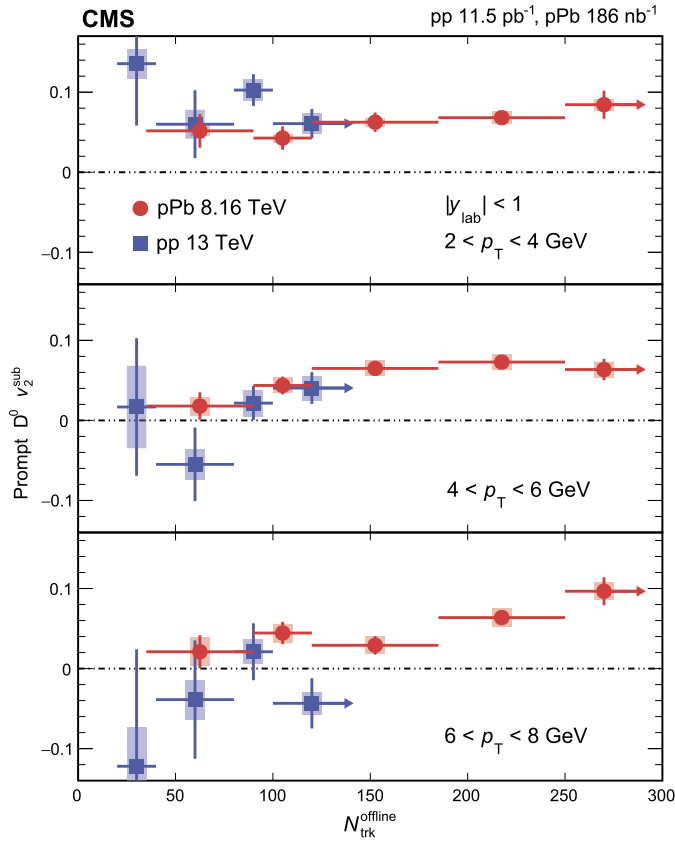


Fig. 5. Results of v_2^{sub} for prompt D^0 mesons, as a function of event multiplicity for three different p_T ranges, with $|y_{\text{lab}}| < 1$ in pp collisions at $\sqrt{s} = 13$ TeV and pPb collisions at $\sqrt{s_{\text{NN}}} = 8.16$ TeV. The vertical bars correspond to statistical uncertainties, while the shaded areas denote the systematic uncertainties. The y-axis is zoomed in to better display the data; the uncertainties are symmetric with respect to their central values. The horizontal bars represent the width of the $N_{\text{trk}}^{\text{offline}}$ bins. The right-most points with right-hand arrows correspond to $N_{\text{trk}}^{\text{offline}} \geq 100$ for pp collisions and $N_{\text{trk}}^{\text{offline}} \geq 250$ for pPb collisions. The v_2^{sub} values in pPb collisions with $185 \leq N_{\text{trk}}^{\text{offline}} < 250$ are measured in different p_T ranges from Ref. [57] and are found to be consistent with Ref. [57].

ing inclusive charged particles (dominated by pions), K_S^0 mesons and Λ baryons are also shown for comparison [19]. The positive v_2 signal ($0.061 \pm 0.018(\text{stat}) \pm 0.013(\text{syst})$) over a p_T range of ~ 2 –4 GeV for prompt charm hadrons provides indications of the collectivity of charm quarks in pp collisions, with a declining trend toward higher p_T . The v_2 magnitude for prompt D^0 mesons is found to be compatible with light-flavor hadron species, though slightly smaller by about one standard deviation. The results suggest that collectivity is being developed for charm hadrons in pp collisions, comparable (or slightly weaker) than that for light-flavor hadrons. This finding is similar to the observation made in pPb collisions at $\sqrt{s_{\text{NN}}} = 8.16$ TeV over a similar p_T range at higher multiplicities $185 \leq N_{\text{trk}}^{\text{offline}} < 250$ [57].

To further investigate possible system size dependence of collectivity for charm hadrons in small colliding systems, v_2 for prompt D^0 mesons in pPb and pp collisions are both measured in different multiplicity classes. The prompt D^0 v_2 as a function of event multiplicity for three different p_T ranges: $2 < p_T < 4$ GeV, $4 < p_T < 6$ GeV, and $6 < p_T < 8$ GeV are presented in Fig. 5. At similar multiplicities of $N_{\text{trk}}^{\text{offline}} \sim 100$, the prompt D^0 v_2 values are found to be comparable within uncertainties in pp and pPb systems. For $2 < p_T < 4$ GeV, the measured results of prompt D^0 provide indications of positive v_2 down to $N_{\text{trk}}^{\text{offline}} \sim 50$ with a significance of more than 2.4 standard deviations in pPb collisions, while for $6 < p_T < 8$ GeV the prompt D^0 v_2 signal tends

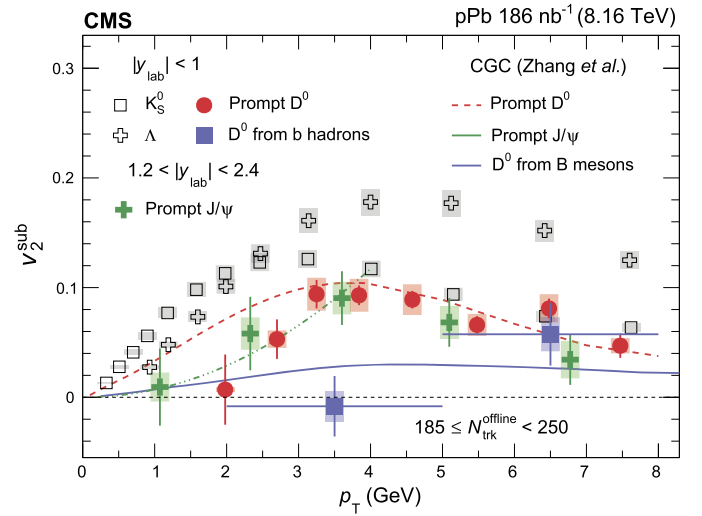


Fig. 6. Results of v_2^{sub} for prompt and nonprompt D^0 mesons, as well as K_S^0 mesons, Λ baryons for $|y_{\text{lab}}| < 1$, and prompt J/ψ mesons for $1.2 < |y_{\text{lab}}| < 2.4$, as functions of p_T with $185 \leq N_{\text{trk}}^{\text{offline}} < 250$ in pPb collisions at $\sqrt{s_{\text{NN}}} = 8.16$ TeV [57,59]. The vertical bars correspond to statistical uncertainties, while the shaded areas denote the systematic uncertainties. The horizontal bars represent the width of the non-prompt D^0 p_T bins. The dashed, dash-dotted, and solid lines, show the theoretical calculations of prompt D^0 , J/ψ , and nonprompt D^0 mesons, respectively, within the CGC framework [61,78].

to diminish in the low multiplicity regions. No clear multiplicity dependence can be determined for pp data, because of large statistical uncertainties at low multiplicities.

The v_2^{sub} results for nonprompt D^0 mesons from beauty hadron decays are shown in Fig. 6 as a function of p_T for pPb collisions at 8.16 TeV with $185 \leq N_{\text{trk}}^{\text{offline}} < 250$. The extracted v_2^{sub} values are $-0.008 \pm 0.028(\text{stat}) \pm 0.016(\text{syst})$ for $2 < p_T < 5$ GeV and $0.057 \pm 0.029(\text{stat}) \pm 0.017(\text{syst})$ for $5 < p_T < 8$ GeV. At low p_T , the nonprompt D^0 v_2 is consistent with zero, while at high p_T , a hint of a positive v_2 value for beauty mesons is suggested but not significant within statistical and systematic uncertainties. Previously published v_2 data for prompt D^0 mesons and strange hadrons are also shown [57].

At $p_T \sim 2$ –5 GeV, the nonprompt D^0 meson v_2 from beauty hadron decays is observed to be smaller than that for prompt D^0 mesons with a significance of 2.7 standard deviations. Based on MC simulations with EVTGEN and PYTHIA [70,79], nonprompt D^0 mesons carry more than 50% of B transverse momenta. The deviation of nonprompt D^0 meson azimuthal distributions from B mesons could reduce the extracted v_2 values at fixed B meson p_T . Taking the gluon saturation model as an example, the maximum v_2 value of B mesons is at $p_T \sim 6$ GeV [78], while the maximum v_2 value of nonprompt D^0 mesons is about 70% of that of B mesons at D^0 $p_T \sim 4$ GeV due to the effects discussed above. These studies suggest a flavor hierarchy of the collectivity signal that tends to diminish for the heavier beauty hadrons. This is qualitatively consistent with the scenario of v_2 being generated via final-state rescatterings, where heavier quarks tend to develop a weaker collective v_2 signal [49]. The ordering of muon v_2 from charm and beauty decay at low p_T is also observed in PbPb collisions where final-state scatterings play an important role [80].

Correlations at the initial stage of the collision between partons originating from projectile protons and dense gluons in the lead nucleus are able to generate sizable elliptic flow in the color glass condensate (CGC) framework [35,61,78]. These CGC calculations of v_2 signals for prompt J/ψ mesons, as well as prompt and nonprompt (from B meson decay) D^0 mesons, are compared with data in Fig. 6. The qualitative agreement between data and theory suggests that initial-state effects may play an important role in the

generation of collectivity for these particles in pPb collisions. The CGC framework also predicts a flavor hierarchy between prompt and nonprompt D^0 for $p_T \sim 2\text{--}5$ GeV, again consistent with the data within uncertainties.

7. Summary

The first measurements of elliptic azimuthal anisotropies for prompt D^0 mesons in proton-proton (pp) collisions at center-of-mass energy $\sqrt{s} = 13$ TeV, and for nonprompt D^0 mesons from beauty hadron decays in proton-lead (pPb) collisions at nucleon-nucleon center-of-mass energy $\sqrt{s_{NN}} = 8.16$ TeV are presented. In pp collisions with multiplicities of $N_{\text{trk}}^{\text{offline}} \geq 100$, the second Fourier harmonic coefficient (v_2) of the azimuthal distributions for prompt D^0 mesons are measured over the transverse momentum (p_T) range of 2–8 GeV, with indications of positive v_2 signals over the p_T range of 2–4 GeV. These values are found to be comparable (or slightly smaller) to those of light-flavor hadron species. At similar event multiplicities, the prompt D^0 meson v_2 signals in pp and pPb collisions are found to be comparable in magnitude. The v_2 values of open beauty hadrons are extracted for the first time via non-prompt D^0 mesons in pPb collisions, with magnitudes smaller than those for prompt D^0 mesons for $p_T \sim 2\text{--}5$ GeV. The new measurements of charm hadron v_2 in the pp system and the indications of mass dependence of heavy-flavor hadron v_2 in the pPb system provide insights into the origin of heavy-flavor quark collectivity in small colliding systems.

Declaration of competing interest

The authors declare that they have no known competing financial interests or personal relationships that could have appeared to influence the work reported in this paper.

Acknowledgements

We congratulate our colleagues in the CERN accelerator departments for the excellent performance of the LHC and thank the technical and administrative staffs at CERN and at other CMS institutes for their contributions to the success of the CMS effort. In addition, we gratefully acknowledge the computing centers and personnel of the Worldwide LHC Computing Grid for delivering so effectively the computing infrastructure essential to our analyses. Finally, we acknowledge the enduring support for the construction and operation of the LHC and the CMS detector provided by the following funding agencies: BMBWF and FWF (Austria); FNRS and FWO (Belgium); CNPq, CAPES, FAPERJ, FAPERGS, and FAPESP (Brazil); MES (Bulgaria); CERN; CAS, MOST, and NSFC (China); COLCIENCIAS (Colombia); MSES and CSF (Croatia); RIF (Cyprus); SENESCYT (Ecuador); MoER, ERC IUT, PUT and ERDF (Estonia); Academy of Finland, MEC, and HIP (Finland); CEA and CNRS/IN2P3 (France); BMBF, DFG, and HGF (Germany); GSRT (Greece); NKFI (Hungary); DAE and DST (India); IPM (Iran); SFI (Ireland); INFN (Italy); MSIP and NRF (Republic of Korea); MES (Latvia); LAS (Lithuania); MOE and UM (Malaysia); BUAP, CINVESTAV, CONACYT, LNS, SEP, and UASLP-FAI (Mexico); MOS (Montenegro); MBIE (New Zealand); PAEC (Pakistan); MSHE and NSC (Poland); FCT (Portugal); JINR (Dubna); MON, ROSATOM, RAS, RFBR, and NRC KI (Russia); MESTD (Serbia); SEIDI, CPAN, PCTI, and FEDER (Spain); MoSTR (Sri Lanka); Swiss Funding Agencies (Switzerland); MST (Taipei); ThEPCenter, IPST, STAR, and NSTDA (Thailand); TUBITAK and TAEK (Turkey); NASU (Ukraine); STFC (United Kingdom); DOE and NSF (USA).

Individuals have received support from the Marie-Curie program and the European Research Council and Horizon 2020 Grant, contract Nos. 675440, 752730, and 765710 (European Union); the

Leventis Foundation; the A.P. Sloan Foundation; the Alexander von Humboldt Foundation; the Belgian Federal Science Policy Office; the Fonds pour la Formation à la Recherche dans l'Industrie et dans l'Agriculture (FRIA-Belgium); the Agentschap voor Innovatie door Wetenschap en Technologie (IWT-Belgium); the F.R.S.-FNRS and FWO (Belgium) under the "Excellence of Science – EOS" – be.h project n. 30820817; the Beijing Municipal Science & Technology Commission, No. Z191100007219010; The Ministry of Education, Youth and Sports (MEYS) of the Czech Republic; the Deutsche Forschungsgemeinschaft (DFG) under Germany's Excellence Strategy – EXC 2121 "Quantum Universe" – 390833306; the Lendület ("Momentum") Program and the János Bolyai Research Scholarship of the Hungarian Academy of Sciences, the New National Excellence Program ÚNKP, the NKFI research grants 123842, 123959, 124845, 124850, 125105, 128713, 128786, and 129058 (Hungary); the Council of Science and Industrial Research, India; the HOM-ING PLUS program of the Foundation for Polish Science, cofinanced from European Union, Regional Development Fund, the Mobility Plus program of the Ministry of Science and Higher Education, the National Science Center (Poland), contracts Harmonia 2014/14/M/ST2/00428, Opus 2014/13/B/ST2/02543, 2014/15/B/ST2/03998, and 2015/19/B/ST2/02861, Sonata-bis 2012/07/E/ST2/01406; the National Priorities Research Program by Qatar National Research Fund; the Ministry of Science and Higher Education of the Russian Federation, project no. 02.a03.21.0005 (Russia); the Tomsk Polytechnic University Competitiveness Enhancement Program; the Programa Estatal de Fomento de la Investigación Científica y Técnica de Excelencia María de Maeztu, grant MDM-2015-0509 and the Programa Severo Ochoa del Principado de Asturias; the Thalís and Aristeia programs cofinanced by EU-ESF and the Greek NSRF; the Rachadapisek Sompot Fund for Postdoctoral Fellowship, Chulalongkorn University and the Chulalongkorn Academic into Its 2nd Century Project Advancement Project (Thailand); the Kavli Foundation; the Nvidia Corporation; the SuperMicro Corporation; the Welch Foundation, contract C-1845; and the Weston Havens Foundation (USA).

References

- [1] K.H. Ackermann, et al., STAR, Elliptic flow in Au+Au collisions at $\sqrt{s_{NN}} = 130$ GeV, Phys. Rev. Lett. 86 (2001) 402, <https://doi.org/10.1103/PhysRevLett.86.402>, arXiv:nucl-ex/0009011.
- [2] S.S. Adler, et al., PHENIX, Elliptic flow of identified hadrons in Au+Au collisions at $\sqrt{s_{NN}} = 200$ GeV, Phys. Rev. Lett. 91 (2003) 182301, <https://doi.org/10.1103/PhysRevLett.91.182301>, arXiv:nucl-ex/0305013.
- [3] J. Adams, et al., STAR, Distributions of charged hadrons associated with high transverse momentum particles in pp and Au+Au collisions at $\sqrt{s_{NN}} = 200$ GeV, Phys. Rev. Lett. 95 (2005) 152301, <https://doi.org/10.1103/PhysRevLett.95.152301>, arXiv:nucl-ex/0501016.
- [4] B. Alver, et al., PHOBOS, System size dependence of cluster properties from two-particle angular correlations in Cu+Cu and Au+Au collisions at $\sqrt{s_{NN}} = 200$ GeV, Phys. Rev. C 81 (2010) 024904, <https://doi.org/10.1103/PhysRevC.81.024904>, arXiv:0812.1172.
- [5] ALICE Collaboration, Elliptic flow of charged particles in Pb-Pb collisions at 2.76 TeV, Phys. Rev. Lett. 105 (2010) 252302, <https://doi.org/10.1103/PhysRevLett.105.252302>, arXiv:1011.3914.
- [6] CMS Collaboration, Measurement of the elliptic anisotropy of charged particles produced in PbPb collisions at nucleon-nucleon center-of-mass energy = 2.76 TeV, Phys. Rev. C 87 (2013) 014902, <https://doi.org/10.1103/PhysRevC.87.014902>, arXiv:1204.1409.
- [7] J.-Y. Ollitrault, Anisotropy as a signature of transverse collective flow, Phys. Rev. D 46 (1992) 229, <https://doi.org/10.1103/PhysRevD.46.229>.
- [8] U. Heinz, R. Snellings, Collective flow and viscosity in relativistic heavy-ion collisions, Annu. Rev. Nucl. Part. Sci. 63 (2013) 123, <https://doi.org/10.1146/annurev-nucl-102212-170540>, arXiv:1301.2826.
- [9] C. Gale, S. Jeon, B. Schenke, Hydrodynamic modeling of heavy-ion collisions, Int. J. Mod. Phys. A 28 (2013) 1340011, <https://doi.org/10.1142/S0217751X13400113>, arXiv:1301.5893.
- [10] B. Alver, et al., PHOBOS, High transverse momentum triggered correlations over a large pseudorapidity acceptance in Au+Au collisions at $\sqrt{s_{NN}} = 200$ GeV, Phys. Rev. Lett. 104 (2010) 062301, <https://doi.org/10.1103/PhysRevLett.104.062301>, arXiv:0903.2811.

- [11] B.I. Abelev, et al., STAR, Long range rapidity correlations and jet production in high energy nuclear collisions, Phys. Rev. C 80 (2009) 064912, <https://doi.org/10.1103/PhysRevC.80.064912>, arXiv:0909.0191.
- [12] CMS Collaboration, Long-range and short-range dihadron angular correlations in central PbPb collisions at a nucleon-nucleon center of mass energy of 2.76 TeV, J. High Energy Phys. 07 (2011) 076, [https://doi.org/10.1007/JHEP07\(2011\)076](https://doi.org/10.1007/JHEP07(2011)076), arXiv:1105.2438.
- [13] CMS Collaboration, Centrality dependence of dihadron correlations and azimuthal anisotropy harmonics in PbPb collisions at $\sqrt{s_{NN}} = 2.76$ TeV, Eur. Phys. J. C 72 (2012) 2012, <https://doi.org/10.1140/epjc/s10052-012-2012-3>, arXiv:1201.3158.
- [14] ATLAS Collaboration, Measurement of the azimuthal anisotropy for charged particle production in $\sqrt{s_{NN}} = 2.76$ TeV lead-lead collisions with the ATLAS detector, Phys. Rev. C 86 (2012) 014907, <https://doi.org/10.1103/PhysRevC.86.014907>, arXiv:1203.3087.
- [15] CMS Collaboration, Studies of azimuthal dihadron correlations in ultra-central PbPb collisions at $\sqrt{s_{NN}} = 2.76$ TeV, J. High Energy Phys. 02 (2014) 088, [https://doi.org/10.1007/JHEP02\(2014\)088](https://doi.org/10.1007/JHEP02(2014)088), arXiv:1312.1845.
- [16] CMS Collaboration, Observation of long-range near-side angular correlations in proton-proton collisions at the LHC, J. High Energy Phys. 09 (2010) 091, [https://doi.org/10.1007/JHEP09\(2010\)091](https://doi.org/10.1007/JHEP09(2010)091), arXiv:1009.4122.
- [17] ATLAS Collaboration, Observation of long-range elliptic azimuthal anisotropies in $\sqrt{s} = 13$ and 2.76 TeV pp collisions with the ATLAS detector, Phys. Rev. Lett. 116 (2016) 172301, <https://doi.org/10.1103/PhysRevLett.116.172301>, arXiv:1509.04776.
- [18] CMS Collaboration, Measurement of long-range near-side two-particle angular correlations in pp collisions at $\sqrt{s} = 13$ TeV, Phys. Rev. Lett. 116 (2016) 172302, <https://doi.org/10.1103/PhysRevLett.116.172302>, arXiv:1510.03068.
- [19] CMS Collaboration, Evidence for collectivity in pp collisions at the LHC, Phys. Lett. B 765 (2017) 193, <https://doi.org/10.1016/j.physletb.2016.12.009>, arXiv:1606.06198.
- [20] ATLAS Collaboration, Measurement of azimuthal anisotropy of muons from charm and bottom hadrons in pp collisions at $\sqrt{s} = 13$ TeV with the ATLAS detector, Phys. Rev. Lett. 124 (2020) 082301, <https://doi.org/10.1103/PhysRevLett.124.082301>, arXiv:1909.01650.
- [21] CMS Collaboration, Observation of long-range near-side angular correlations in proton-lead collisions at the LHC, Phys. Lett. B 718 (2013) 795, <https://doi.org/10.1016/j.physletb.2012.11.025>, arXiv:1210.5482.
- [22] ALICE Collaboration, Long-range angular correlations on the near and away side in pPb collisions at $\sqrt{s_{NN}} = 5.02$ TeV, Phys. Lett. B 719 (2013) 29, <https://doi.org/10.1016/j.physletb.2013.01.012>, arXiv:1212.2001.
- [23] ATLAS Collaboration, Observation of associated near-side and away-side long-range correlations in $\sqrt{s_{NN}} = 5.02$ TeV proton-lead collisions with the ATLAS detector, Phys. Rev. Lett. 110 (2013) 182302, <https://doi.org/10.1103/PhysRevLett.110.182302>, arXiv:1212.5198.
- [24] LHCb Collaboration, Measurements of long-range near-side angular correlations in $\sqrt{s_{NN}} = 5$ TeV proton-lead collisions in the forward region, Phys. Lett. B 762 (2016) 473, <https://doi.org/10.1016/j.physletb.2016.09.064>, arXiv:1512.00439.
- [25] ALICE Collaboration, Long-range angular correlations of pi, K and p in p-Pb collisions at $\sqrt{s_{NN}} = 5.02$ TeV, Phys. Lett. B 726 (2013) 164, <https://doi.org/10.1016/j.physletb.2013.08.024>, arXiv:1307.3237.
- [26] CMS Collaboration, Long-range two-particle correlations of strange hadrons with charged particles in pPb and PbPb collisions at LHC energies, Phys. Lett. B 742 (2015) 200, <https://doi.org/10.1016/j.physletb.2015.01.034>, arXiv:1409.3392.
- [27] CMS Collaboration, Evidence for collective multi-particle correlations in pPb collisions, Phys. Rev. Lett. 115 (2015) 012301, <https://doi.org/10.1103/PhysRevLett.115.012301>, arXiv:1502.05382.
- [28] ATLAS Collaboration, Measurement of multi-particle azimuthal correlations in pp, p+Pb and low-multiplicity Pb+Pb collisions with the ATLAS detector, Eur. Phys. J. C 77 (2017) 428, <https://doi.org/10.1140/epjc/s10052-017-4988-1>, arXiv:1705.04176.
- [29] ATLAS Collaboration, Measurement of long-range multiparticle azimuthal correlations with the subevent cumulant method in pp and p+Pb collisions with the ATLAS detector at the CERN Large Hadron Collider, Phys. Rev. C 97 (2018) 024904, <https://doi.org/10.1103/PhysRevC.97.024904>, arXiv:1708.03559.
- [30] C. Aidala, et al., PHENIX, Measurement of long-range angular correlations and azimuthal anisotropies in high-multiplicity p+Au collisions at $\sqrt{s_{NN}} = 200$ GeV, Phys. Rev. C 95 (2017) 034910, <https://doi.org/10.1103/PhysRevC.95.034910>, arXiv:1609.02894.
- [31] C. Aidala, et al., PHENIX, Creation of quark-gluon plasma droplets with three distinct geometries, Nat. Phys. 15 (2019) 214, <https://doi.org/10.1038/s41567-018-0360-0>, arXiv:1805.02973.
- [32] L. Adamczyk, et al., STAR, Long-range pseudorapidity dihadron correlations in d+Au collisions at $\sqrt{s_{NN}} = 200$ GeV, Phys. Lett. B 747 (2015) 265, <https://doi.org/10.1016/j.physletb.2015.05.075>, arXiv:1502.07652.
- [33] A. Adare, et al., PHENIX, Measurements of elliptic and triangular flow in high-multiplicity $^3\text{He}+\text{Au}$ collisions at $\sqrt{s_{NN}} = 200$ GeV, Phys. Rev. Lett. 115 (2015) 142301, <https://doi.org/10.1103/PhysRevLett.115.142301>, arXiv:1507.06273.
- [34] C. Aidala, et al., PHENIX, Measurements of multiparticle correlations in d+Au collisions at 200, 62.4, 39, and 19.6 GeV and p+Au collisions at 200 GeV and implications for collective behavior, Phys. Rev. Lett. 120 (2018) 062302, <https://doi.org/10.1103/PhysRevLett.120.062302>, arXiv:1707.06108.
- [35] K. Dusling, W. Li, B. Schenke, Novel collective phenomena in high-energy proton-proton and proton-nucleus collisions, Int. J. Mod. Phys. E 25 (2016) 1630002, <https://doi.org/10.1142/S0218301316300022>, arXiv:1509.07939.
- [36] Sören Schlichting, Prithwish Tribedy, Collectivity in small collision systems: an initial-state perspective, Adv. High Energy Phys. 2016 (2016) 8460349, <https://doi.org/10.1155/2016/8460349>, arXiv:1611.00329.
- [37] J.L. Nagle, W.A. Zajc, Small system collectivity in relativistic hadronic and nuclear collisions, Annu. Rev. Nucl. Part. Sci. 68 (2018) 211, <https://doi.org/10.1146/annurev-nucl-101916-123209>, arXiv:1801.03477.
- [38] A. Badae, A. Baty, P. Chang, G.M. Innocenti, M. Maggi, C. McGinn, M. Peters, T.-A. Sheng, J. Thaler, Y.-J. Lee, Measurements of two-particle correlations in e^+e^- collisions at 91 GeV with ALEPH archived data, Phys. Rev. Lett. 123 (2019) 212002, <https://doi.org/10.1103/PhysRevLett.123.212002>, arXiv:1906.00489.
- [39] I. Abt, et al., ZEUS, Two-particle azimuthal correlations as a probe of collective behaviour in deep inelastic ep scattering at HERA, J. High Energy Phys. 04 (2020) 070, [https://doi.org/10.1007/JHEP04\(2020\)070](https://doi.org/10.1007/JHEP04(2020)070), arXiv:1912.07431.
- [40] S. Voloshin, Y. Zhang, Flow study in relativistic nuclear collisions by Fourier expansion of azimuthal particle distributions, Z. Phys. C 70 (1996) 665, <https://doi.org/10.1007/s002880050141>, arXiv:hep-ph/9407282.
- [41] B.H. Alver, C. Gombeaud, M. Luzum, J.-Y. Ollitrault, Triangular flow in hydrodynamics and transport theory, Phys. Rev. C 82 (2010) 034913, <https://doi.org/10.1103/PhysRevC.82.034913>, arXiv:1007.5469.
- [42] B. Schenke, S. Jeon, C. Gale, Elliptic and triangular flow in event-by-event D=3+1 viscous hydrodynamics, Phys. Rev. Lett. 106 (2011) 042301, <https://doi.org/10.1103/PhysRevLett.106.042301>, arXiv:1009.3244.
- [43] Z. Qiu, C. Shen, U. Heinz, Hydrodynamic elliptic and triangular flow in Pb-Pb collisions at $\sqrt{s_{NN}} = 2.76$ TeV, Phys. Lett. B 707 (2012) 151, <https://doi.org/10.1016/j.physletb.2011.12.041>, arXiv:1110.3033.
- [44] B. Alver, G. Roland, Collision geometry fluctuations and triangular flow in heavy-ion collisions, Phys. Rev. C 81 (2010) 054905, <https://doi.org/10.1103/PhysRevC.81.054905>, arXiv:1003.0194, Erratum: <https://doi.org/10.1103/PhysRevC.82.039903>.
- [45] L. He, T. Edmonds, Z.-W. Lin, F. Liu, D. Molnar, F. Wang, Anisotropic parton escape is the dominant source of azimuthal anisotropy in transport models, Phys. Lett. B 753 (2016) 506, <https://doi.org/10.1016/j.physletb.2015.12.051>, arXiv:1502.05572.
- [46] C. Bierlich, G. Gustafson, L. Lönnblad, H. Shah, The Angantyr model for heavy-ion collisions in pythia 8, J. High Energy Phys. 10 (2018) 134, [https://doi.org/10.1007/JHEP10\(2018\)134](https://doi.org/10.1007/JHEP10(2018)134), arXiv:1806.10820.
- [47] A. Kurkela, U.A. Wiedemann, B. Wu, Flow in AA and pA as an interplay of fluid-like and non-fluid like excitations, Eur. Phys. J. C 79 (2019) 965, <https://doi.org/10.1140/epjc/s10052-019-7428-6>, arXiv:1905.05139.
- [48] A. Andronic, et al., Heavy-flavour and quarkonium production in the LHC era: from proton-proton to heavy-ion collisions, Eur. Phys. J. C 76 (2016) 107, <https://doi.org/10.1140/epjc/s10052-015-3819-5>, arXiv:1506.03981.
- [49] X. Dong, Y.-J. Lee, R. Rapp, Open heavy-flavor production in heavy-ion collisions, Annu. Rev. Nucl. Part. Sci. 69 (2019) 417, <https://doi.org/10.1146/annurev-nucl-101918-023806>, arXiv:1903.07709.
- [50] A. Adare, et al., PHENIX, Energy loss and flow of heavy quarks in Au+Au collisions at $\sqrt{s_{NN}} = 200$ GeV, Phys. Rev. Lett. 98 (2007) 172301, <https://doi.org/10.1103/PhysRevLett.98.172301>, arXiv:nucl-ex/0611018.
- [51] L. Adamczyk, et al., STAR, Measurement of D^0 azimuthal anisotropy at midrapidity in Au+Au collisions at $\sqrt{s_{NN}} = 200$ GeV, Phys. Rev. Lett. 118 (2017) 212301, <https://doi.org/10.1103/PhysRevLett.118.212301>, arXiv:1701.06060.
- [52] ALICE Collaboration, Azimuthal anisotropy of D meson production in Pb-Pb collisions at $\sqrt{s_{NN}} = 2.76$ TeV, Phys. Rev. C 90 (2014) 034904, <https://doi.org/10.1103/PhysRevC.90.034904>, arXiv:1405.2001.
- [53] ALICE Collaboration, D-meson azimuthal anisotropy in midcentral Pb-Pb collisions at $\sqrt{s_{NN}} = 5.02$ TeV, Phys. Rev. Lett. 120 (2018) 102301, <https://doi.org/10.1103/PhysRevLett.120.102301>, arXiv:1707.01005.
- [54] CMS Collaboration, Measurement of prompt D^0 meson azimuthal anisotropy in Pb-Pb collisions at $\sqrt{s_{NN}} = 5.02$ TeV, Phys. Rev. Lett. 120 (2018) 202301, <https://doi.org/10.1103/PhysRevLett.120.202301>, arXiv:1708.03497.
- [55] CMS Collaboration, Suppression and azimuthal anisotropy of prompt and non-prompt J/ψ production in PbPb collisions at $\sqrt{s_{NN}} = 2.76$ TeV, Eur. Phys. J. C 77 (2017) 252, <https://doi.org/10.1140/epjc/s10052-017-4781-1>, arXiv:1610.00613.
- [56] ALICE Collaboration, J/ψ elliptic flow in Pb-Pb collisions at $\sqrt{s_{NN}} = 5.02$ TeV, Phys. Rev. Lett. 119 (2017) 242301, <https://doi.org/10.1103/PhysRevLett.119.242301>, arXiv:1709.05260.
- [57] CMS Collaboration, Elliptic flow of charm and strange hadrons in high-multiplicity pPb collisions at $\sqrt{s_{NN}} = 8.16$ TeV, Phys. Rev. Lett. 121 (2018) 082301, <https://doi.org/10.1103/PhysRevLett.121.082301>, arXiv:1804.09767.
- [58] ALICE Collaboration, Search for collectivity with azimuthal J/ψ -hadron correlations in high multiplicity p-Pb collisions at $\sqrt{s_{NN}} = 5.02$ and 8.16 TeV, Phys. Lett. B 780 (2018) 7, <https://doi.org/10.1016/j.physletb.2018.02.039>, arXiv:1709.06807.

- [59] CMS Collaboration, Observation of prompt J/ψ meson elliptic flow in high-multiplicity pPb collisions at $\sqrt{s_{NN}} = 8.16$ TeV, Phys. Lett. B 791 (2019) 172, <https://doi.org/10.1016/j.physletb.2019.02.018>, arXiv:1810.01473.
- [60] X. Du, R. Rapp, In-medium charmonium production in proton-nucleus collisions, J. High Energy Phys. 03 (2019) 015, [https://doi.org/10.1007/JHEP03\(2019\)015](https://doi.org/10.1007/JHEP03(2019)015), arXiv:1808.10014.
- [61] C. Zhang, C. Marquet, G.-Y. Qin, S.-Y. Wei, B.-W. Xiao, Elliptic flow of heavy quarkonia in pA collisions, Phys. Rev. Lett. 122 (2019) 172302, <https://doi.org/10.1103/PhysRevLett.122.172302>, arXiv:1901.10320.
- [62] CMS Collaboration, Description and performance of track and primary-vertex reconstruction with the CMS tracker, J. Instrum. 9 (2014) P10009, <https://doi.org/10.1088/1748-0221/9/10/P10009>, arXiv:1405.6569.
- [63] CMS Collaboration, The CMS experiment at the CERN LHC, J. Instrum. 3 (2008) S08004, <https://doi.org/10.1088/1748-0221/3/08/S08004>.
- [64] CMS Collaboration, The CMS trigger system, J. Instrum. 12 (2017) P01020, <https://doi.org/10.1088/1748-0221/12/01/P01020>, arXiv:1609.02366.
- [65] CMS Collaboration, CMS luminosity measurement using 2016 proton-nucleus collisions at nucleon-nucleon center-of-mass energy of 8.16 TeV, <http://cds.cern.ch/record/2628652>, 2018, Physics Analysis Summary CMS-PAS-LUM-17-002, CERN, Geneva.
- [66] CMS Collaboration, Constraints on the chiral magnetic effect using charge-dependent azimuthal correlations in pPb and PbPb collisions at the CERN Large Hadron Collider, Phys. Rev. C 97 (2018) 044912, <https://doi.org/10.1103/PhysRevC.97.044912>, arXiv:1708.01602.
- [67] CMS Collaboration, Observation of correlated azimuthal anisotropy fourier harmonics in pp and p+Pb collisions at the LHC, Phys. Rev. Lett. 120 (2018) 092301, <https://doi.org/10.1103/PhysRevLett.120.092301>, arXiv:1709.09189.
- [68] P.A. Zyla, et al., Particle Data Group, Rev. Part. Phys., PTEP 2020 (2020) 083C01, <https://doi.org/10.1093/ptep/ptaa104>.
- [69] H. Voss, A. Höcker, J. Stelzer, F. Tegenfeldt, TMVA — the toolkit for multivariate data analysis, in: Xlth International Workshop on Advanced Computing and Analysis Techniques in Physics Research (ACAT), 2009, p. 40, http://pos.sissa.it/archive/conferences/050/040/ACAT_040.pdf, arXiv:physics/0703039.
- [70] T. Sjöstrand, S. Ask, J.R. Christiansen, R. Corke, N. Desai, P. Ilten, S. Mrenna, S. Prestel, C.O. Rasmussen, P.Z. Skands, An introduction to pythia 8.2, Comput. Phys. Commun. 191 (2015) 159, <https://doi.org/10.1016/j.cpc.2015.01.024>, arXiv:1410.3012.
- [71] CMS Collaboration, Event generator tunes obtained from underlying event and multiparton scattering measurements, Eur. Phys. J. C 76 (2016) 155, <https://doi.org/10.1140/epjc/s10052-016-3988-x>, arXiv:1512.00815.
- [72] T. Pierog, I. Karpenko, J.M. Katzy, E. Yatsenko, K. Werner, EPOS LHC: test of collective hadronization with data measured at the CERN Large Hadron Collider, Phys. Rev. C 92 (2015) 034906, <https://doi.org/10.1103/PhysRevC.92.034906>, arXiv:1306.0121.
- [73] S. Chatrchyan, et al., CMS, Multiplicity and transverse momentum dependence of two- and four-particle correlations in pPb and PbPb collisions, Phys. Lett. B 724 (2013) 213, <https://doi.org/10.1016/j.physletb.2013.06.028>, arXiv:1305.0609.
- [74] M.J. Oreglia, A study of the reactions $\psi' \rightarrow \gamma\gamma\psi$, Ph.D. thesis, Stanford University, 1980, <http://www.slac.stanford.edu/cgi-wrap/getdoc/slac-r-236.pdf>, SLAC Report SLAC-R-236.
- [75] M. Nahrgang, J. Aichelin, S. Bass, P.B. Gossiaux, K. Werner, Elliptic and triangular flow of heavy flavor in heavy-ion collisions, Phys. Rev. C 91 (2015) 014904, <https://doi.org/10.1103/PhysRevC.91.014904>, arXiv:1410.5396.
- [76] M. He, R.J. Fries, R. Rapp, Heavy flavor at the Large Hadron Collider in a strong coupling approach, Phys. Lett. B 735 (2014) 445, <https://doi.org/10.1016/j.physletb.2014.05.050>, arXiv:1401.3817.
- [77] J. Xu, J. Liao, M. Gyulassy, Bridging soft-hard transport properties of quark-gluon plasmas with CUJET3.0, J. High Energy Phys. 02 (2016) 169, [https://doi.org/10.1007/JHEP02\(2016\)169](https://doi.org/10.1007/JHEP02(2016)169), arXiv:1508.00552.
- [78] C. Zhang, C. Marquet, G.-Y. Qin, Y. Shi, L. Wang, S.-Y. Wei, B.-W. Xiao, Collectivity of heavy mesons in proton-nucleus collisions, Phys. Rev. D 102 (2020) 034010, <https://doi.org/10.1103/PhysRevD.102.034010>, arXiv:2002.09878.
- [79] D.J. Lange, The EvtGen particle decay simulation package, Nucl. Instrum. Methods A 462 (2001) 152, [https://doi.org/10.1016/S0168-9002\(01\)00089-4](https://doi.org/10.1016/S0168-9002(01)00089-4).
- [80] ATLAS Collaboration, Measurement of azimuthal anisotropy of muons from charm and bottom hadrons in Pb+Pb collisions at $\sqrt{s_{NN}} = 5.02$ TeV with the ATLAS detector, Phys. Lett. B 807 (2020) 135595, <https://doi.org/10.1016/j.physletb.2020.135595>, arXiv:2003.03565.

The CMS Collaboration

A.M. Sirunyan[†], A. Tumasyan

Yerevan Physics Institute, Yerevan, Armenia

W. Adam, F. Ambroggi, T. Bergauer, M. Dragicevic, J. Erö, A. Escalante Del Valle, M. Flechl, R. Frühwirth¹, M. Jeitler¹, N. Krammer, I. Krätschmer, D. Liko, T. Madlener, I. Mikulec, N. Rad, J. Schieck¹, R. Schöfbeck, M. Spanring, W. Waltenberger, C.-E. Wulz¹, M. Zarucki

Institut für Hochenergiephysik, Wien, Austria

V. Drugakov, V. Mossolov, J. Suarez Gonzalez

Institute for Nuclear Problems, Minsk, Belarus

M.R. Darwish, E.A. De Wolf, D. Di Croce, X. Janssen, T. Kello², A. Lelek, M. Pieters, H. Rejeb Sfar, H. Van Haevermaet, P. Van Mechelen, S. Van Putte, N. Van Remortel

Universiteit Antwerpen, Antwerpen, Belgium

F. Blekman, E.S. Bols, S.S. Chhibra, J. D'Hondt, J. De Clercq, D. Lontkovskiy, S. Lowette, I. Marchesini, S. Moortgat, Q. Python, S. Tavernier, W. Van Doninck, P. Van Mulders

Vrije Universiteit Brussel, Brussel, Belgium

D. Beghin, B. Bilin, B. Clerbaux, G. De Lentdecker, H. Delannoy, B. Dorney, L. Favart, A. Grebenyuk, A.K. Kalsi, L. Moureaux, A. Popov, N. Postiau, E. Starling, L. Thomas, C. Vander Velde, P. Vanlaer, D. Vannerom

Université Libre de Bruxelles, Bruxelles, Belgium

T. Cornelis, D. Dobur, I. Khvastunov³, M. Niedziela, C. Roskas, K. Skovpen, M. Tytgat, W. Verbeke, B. Vermassen, M. Vit

Ghent University, Ghent, Belgium

G. Bruno, C. Caputo, P. David, C. Delaere, M. Delcourt, A. Giammanco, V. Lemaitre, J. Prisciandaro, A. Saggio, P. Vischia, J. Zobec

Université Catholique de Louvain, Louvain-la-Neuve, Belgium

G.A. Alves, G. Correia Silva, C. Hensel, A. Moraes

Centro Brasileiro de Pesquisas Físicas, Rio de Janeiro, Brazil

E. Belchior Batista Das Chagas, W. Carvalho, J. Chinellato⁴, E. Coelho, E.M. Da Costa, G.G. Da Silveira⁵, D. De Jesus Damiao, C. De Oliveira Martins, S. Fonseca De Souza, H. Malbouisson, J. Martins⁶, D. Matos Figueiredo, M. Medina Jaime⁷, M. Melo De Almeida, C. Mora Herrera, L. Mundim, H. Nogima, W.L. Prado Da Silva, P. Rebello Teles, L.J. Sanchez Rosas, A. Santoro, A. Sznajder, M. Thiel, E.J. Tonelli Manganote⁴, F. Torres Da Silva De Araujo, A. Vilela Pereira

Universidade do Estado do Rio de Janeiro, Rio de Janeiro, Brazil

C.A. Bernardes^a, L. Calligaris^a, T.R. Fernandez Perez Tomei^a, E.M. Gregores^b, D.S. Lemos^a, P.G. Mercadante^b, S.F. Novaes^a, Sandra S. Padula^a

^a *Universidade Estadual Paulista, São Paulo, Brazil*

^b *Universidade Federal do ABC, São Paulo, Brazil*

A. Aleksandrov, G. Antchev, R. Hadjiiska, P. Iaydjiev, M. Misheva, M. Rodozov, M. Shopova, G. Sultanov

Institute for Nuclear Research and Nuclear Energy, Bulgarian Academy of Sciences, Sofia, Bulgaria

M. Bonchev, A. Dimitrov, T. Ivanov, L. Litov, B. Pavlov, P. Petkov, A. Petrov

University of Sofia, Sofia, Bulgaria

W. Fang², X. Gao², L. Yuan

Beihang University, Beijing, China

M. Ahmad, Z. Hu, Y. Wang

Department of Physics, Tsinghua University, Beijing, China

G.M. Chen⁸, H.S. Chen⁸, M. Chen, C.H. Jiang, D. Leggat, H. Liao, Z. Liu, A. Spiezia, J. Tao, E. Yazgan, H. Zhang, S. Zhang⁸, J. Zhao

Institute of High Energy Physics, Beijing, China

A. Agapitos, Y. Ban, G. Chen, A. Levin, J. Li, L. Li, Q. Li, Y. Mao, S.J. Qian, D. Wang, Q. Wang

State Key Laboratory of Nuclear Physics and Technology, Peking University, Beijing, China

M. Xiao

Zhejiang University, Hangzhou, China

C. Avila, A. Cabrera, C. Florez, C.F. González Hernández, M.A. Segura Delgado

Universidad de Los Andes, Bogota, Colombia

J. Mejia Guisao, J.D. Ruiz Alvarez, C.A. Salazar González, N. Vanegas Arbelaez

Universidad de Antioquia, Medellin, Colombia

D. Giljanović, N. Godinovic, D. Lelas, I. Puljak, T. Sculac

University of Split, Faculty of Electrical Engineering, Mechanical Engineering and Naval Architecture, Split, Croatia

Z. Antunovic, M. Kovac

University of Split, Faculty of Science, Split, Croatia

V. Brigljevic, D. Ferencek, K. Kadija, D. Majumder, B. Mesic, M. Roguljic, A. Starodumov⁹, T. Susa

Institute Rudjer Boskovic, Zagreb, Croatia

M.W. Ather, A. Attikis, E. Erodotou, A. Ioannou, M. Kolosova, S. Konstantinou, G. Mavromanolakis, J. Mousa, C. Nicolaou, F. Ptochos, P.A. Razis, H. Rykaczewski, H. Saka, D. Tsiakkouri

University of Cyprus, Nicosia, Cyprus

M. Finger¹⁰, M. Finger Jr.¹⁰, A. Kveton, J. Tomsa

Charles University, Prague, Czech Republic

E. Ayala

Escuela Politecnica Nacional, Quito, Ecuador

E. Carrera Jarrin

Universidad San Francisco de Quito, Quito, Ecuador

Y. Assran^{11,12}, E. Salama^{12,13}

Academy of Scientific Research and Technology of the Arab Republic of Egypt, Egyptian Network of High Energy Physics, Cairo, Egypt

S. Bhowmik, A. Carvalho Antunes De Oliveira, R.K. Dewanjee, K. Ehataht, M. Kadastik, M. Raidal, C. Veelken

National Institute of Chemical Physics and Biophysics, Tallinn, Estonia

P. Eerola, L. Forthomme, H. Kirschenmann, K. Osterberg, M. Voutilainen

Department of Physics, University of Helsinki, Helsinki, Finland

E. Brücken, F. Garcia, J. Havukainen, J.K. Heikkilä, V. Karimäki, M.S. Kim, R. Kinnunen, T. Lampén, K. Lassila-Perini, S. Laurila, S. Lehti, T. Lindén, H. Siikonen, E. Tuominen, J. Tuominiemi

Helsinki Institute of Physics, Helsinki, Finland

P. Luukka, T. Tuuva

Lappeenranta University of Technology, Lappeenranta, Finland

M. Besancon, F. Couderc, M. Dejardin, D. Denegri, B. Fabbro, J.L. Faure, F. Ferri, S. Ganjour, A. Givernaud, P. Gras, G. Hamel de Monchenault, P. Jarry, C. Leloup, B. Lenzi, E. Locci, J. Malcles, J. Rander, A. Rosowsky, M.Ö. Sahin, A. Savoy-Navarro¹⁴, M. Titov, G.B. Yu

IRFU, CEA, Université Paris-Saclay, Gif-sur-Yvette, France

S. Ahuja, C. Amendola, F. Beaudette, M. Bonanomi, P. Busson, C. Charlot, B. Diab, G. Falmagne, R. Granier de Cassagnac, I. Kucher, A. Lobanov, C. Martin Perez, M. Nguyen, C. Ochando, P. Paganini, J. Rembser, R. Salerno, J.B. Sauvan, Y. Sirois, A. Zabi, A. Zghiche

Laboratoire Leprince-Ringuet, CNRS/IN2P3, Ecole Polytechnique, Institut Polytechnique de Paris, Palaiseau, France

J.-L. Agram¹⁵, J. Andrea, D. Bloch, G. Bourgatte, J.-M. Brom, E.C. Chabert, C. Collard, E. Conte¹⁵, J.-C. Fontaine¹⁵, D. Gelé, U. Goerlach, C. Grimault, A.-C. Le Bihan, N. Tonon, P. Van Hove

Université de Strasbourg, CNRS, IPHC UMR 7178, Strasbourg, France

S. Gadrat

Centre de Calcul de l'Institut National de Physique Nucleaire et de Physique des Particules, CNRS/IN2P3, Villeurbanne, France

S. Beauceron, C. Bernet, G. Boudoul, C. Camen, A. Carle, N. Chanon, R. Chierici, D. Contardo, P. Depasse, H. El Mamouni, J. Fay, S. Gascon, M. Gouzevitch, B. Ille, Sa. Jain, I.B. Laktineh, H. Lattaud, A. Lesauvage, M. Lethuillier, L. Mirabito, S. Perries, V. Sordini, L. Torterotot, G. Touquet, M. Vander Donckt, S. Viret

Université de Lyon, Université Claude Bernard Lyon 1, CNRS-IN2P3, Institut de Physique Nucléaire de Lyon, Villeurbanne, France

G. Adamov

Georgian Technical University, Tbilisi, Georgia

Z. Tsamalaidze¹⁰

Tbilisi State University, Tbilisi, Georgia

C. Autermann, L. Feld, K. Klein, M. Lipinski, D. Meuser, A. Pauls, M. Preuten, M.P. Rauch, J. Schulz, M. Teroerde

RWTH Aachen University, I. Physikalisches Institut, Aachen, Germany

M. Erdmann, B. Fischer, S. Ghosh, T. Hebbeker, K. Hoepfner, H. Keller, L. Mastrolorenzo, M. Merschmeyer, A. Meyer, P. Millet, G. Mocellin, S. Mondal, S. Mukherjee, D. Noll, A. Novak, T. Pook, A. Pozdnyakov, T. Quast, M. Radziej, Y. Rath, H. Reithler, J. Roemer, A. Schmidt, S.C. Schuler, A. Sharma, S. Wiedenbeck, S. Zaleski

RWTH Aachen University, III. Physikalisches Institut A, Aachen, Germany

G. Flügge, W. Haj Ahmad¹⁶, O. Hlushchenko, T. Kress, T. Müller, A. Nowack, C. Pistone, O. Pooth, D. Roy, H. Sert, A. Stahl¹⁷

RWTH Aachen University, III. Physikalisches Institut B, Aachen, Germany

M. Aldaya Martin, P. Asmuss, I. Babounikau, H. Bakhshiansohi, K. Beernaert, O. Behnke, A. Bermúdez Martínez, A.A. Bin Anuar, K. Borras¹⁸, V. Botta, A. Campbell, A. Cardini, P. Connor, S. Consuegra Rodríguez, C. Contreras-Campana, V. Danilov, A. De Wit, M.M. Defranichis, C. Diez Pardos, D. Domínguez Damiani, G. Eckerlin, D. Eckstein, T. Eichhorn, A. Elwood, E. Eren, L.I. Estevez Banos, E. Gallo¹⁹, A. Geiser, A. Grohsjean, M. Guthoff, M. Haranko, A. Harb, A. Jafari, N.Z. Jomhari, H. Jung, A. Kasem¹⁸, M. Kasemann, H. Kaveh, J. Keaveney, C. Kleinwort, J. Knolle, D. Krücker, W. Lange, T. Lenz, J. Lidrych, K. Lipka, W. Lohmann²⁰, R. Mankel, I.-A. Melzer-Pellmann, A.B. Meyer, M. Meyer, M. Missiroli, J. Mnich, A. Mussgiller, V. Myronenko, D. Pérez Adán, S.K. Pflitsch, D. Pitzl, A. Raspereza, A. Saibel, M. Savitskyi, V. Scheurer, P. Schütze, C. Schwanenberger, R. Shevchenko, A. Singh, R.E. Sosa Ricardo, H. Tholen, O. Turkot, A. Vagnerini, M. Van De Klundert, R. Walsh, Y. Wen, K. Wichmann, C. Wissing, O. Zenaiev, R. Zlebcik

Deutsches Elektronen-Synchrotron, Hamburg, Germany

R. Aggleton, S. Bein, L. Benato, A. Benecke, T. Dreyer, A. Ebrahimi, F. Feindt, A. Fröhlich, C. Garbers, E. Garutti, D. Gonzalez, P. Gunnellini, J. Haller, A. Hinzmann, A. Karavdina, G. Kasieczka, R. Klanner, R. Kogler, N. Kovalchuk, S. Kurz, V. Kutzner, J. Lange, T. Lange, A. Malara, J. Multhaupt, C.E.N. Niemeyer, A. Reimers, O. Rieger, P. Schleper, S. Schumann, J. Schwandt, J. Sonneveld, H. Stadie, G. Steinbrück, B. Vormwald, I. Zoi

University of Hamburg, Hamburg, Germany

M. Akbiyik, M. Baselga, S. Baur, T. Berger, E. Butz, R. Caspart, T. Chwalek, W. De Boer, A. Dierlamm, K. El Morabit, N. Faltermann, M. Giffels, A. Gottmann, F. Hartmann¹⁷, C. Heidecker, U. Husemann, M.A. Iqbal, S. Kudella, S. Maier, S. Mitra, M.U. Mozer, D. Müller, Th. Müller, M. Musich, A. Nürnberg,

G. Quast, K. Rabbertz, D. Savoiu, D. Schäfer, M. Schnepf, M. Schröder, I. Shvetsov, H.J. Simonis, R. Ulrich, M. Wassmer, M. Weber, C. Wöhrmann, R. Wolf, S. Wozniewski

Karlsruher Institut fuer Technologie, Karlsruhe, Germany

G. Anagnostou, P. Asenov, G. Daskalakis, T. Geralis, A. Kyriakis, D. Loukas, G. Paspalaki, A. Stakia

Institute of Nuclear and Particle Physics (INPP), NCSR Demokritos, Aghia Paraskevi, Greece

M. Diamantopoulou, G. Karathanasis, P. Kontaxakis, A. Manousakis-katsikakis, A. Panagiotou, I. Papavergou, N. Saoulidou, K. Theofilatos, K. Vellidis, E. Vourliotis

National and Kapodistrian University of Athens, Athens, Greece

G. Bakas, K. Kousouris, I. Papakrivopoulos, G. Tsipolitis, A. Zacharopoulou

National Technical University of Athens, Athens, Greece

I. Evangelou, C. Foudas, P. Gianneios, P. Katsoulis, P. Kokkas, S. Mallios, K. Manitaras, N. Manthos, I. Papadopoulos, J. Strologas, F.A. Triantis, D. Tsitsonis

University of Ioánnina, Ioánnina, Greece

M. Bartók²¹, R. Chudasama, M. Csanad, P. Major, K. Mandal, A. Mehta, G. Pasztor, O. Surányi, G.I. Veres

MTA-ELTE Lendület CMS Particle and Nuclear Physics Group, Eötvös Loránd University, Budapest, Hungary

G. Bencze, C. Hajdu, D. Horvath²², F. Sikler, V. Veszpremi, G. Vesztergombi[†]

Wigner Research Centre for Physics, Budapest, Hungary

N. Beni, S. Czellar, J. Karancsi²¹, J. Molnar, Z. Szillasi

Institute of Nuclear Research ATOMKI, Debrecen, Hungary

P. Raics, D. Teyssier, Z.L. Trocsanyi, B. Ujvari

Institute of Physics, University of Debrecen, Debrecen, Hungary

T. Csorgo, W.J. Metzger, F. Nemes, T. Novak

Eszterhazy Karoly University, Karoly Robert Campus, Gyongyos, Hungary

S. Choudhury, J.R. Komaragiri, P.C. Tiwari

Indian Institute of Science (IISc), Bangalore, India

S. Bahinipati²³, C. Kar, G. Kole, P. Mal, V.K. Muraleedharan Nair Bindhu, A. Nayak²⁴, D.K. Sahoo²³, S.K. Swain

National Institute of Science Education and Research, HBNI, Bhubaneswar, India

S. Bansal, S.B. Beri, V. Bhatnagar, S. Chauhan, N. Dhingra²⁵, R. Gupta, A. Kaur, M. Kaur, S. Kaur, P. Kumari, M. Lohan, M. Meena, K. Sandeep, S. Sharma, J.B. Singh, A.K. Virdi

Panjab University, Chandigarh, India

A. Bhardwaj, B.C. Choudhary, R.B. Garg, M. Gola, S. Keshri, Ashok Kumar, M. Naimuddin, P. Priyanka, K. Ranjan, Aashaq Shah, R. Sharma

University of Delhi, Delhi, India

R. Bhardwaj²⁶, M. Bharti²⁶, R. Bhattacharya, S. Bhattacharya, U. Bhawandeep²⁶, D. Bhowmik, S. Dutta, S. Ghosh, B. Gomber²⁷, M. Maity²⁸, K. Mondal, S. Nandan, A. Purohit, P.K. Rout, G. Saha, S. Sarkar, M. Sharan, B. Singh²⁶, S. Thakur²⁶

Saha Institute of Nuclear Physics, HBNI, Kolkata, India

P.K. Behera, S.C. Behera, P. Kalbhor, A. Muhammad, P.R. Pujahari, A. Sharma, A.K. Sikdar

Indian Institute of Technology Madras, Madras, India

D. Dutta, V. Jha, D.K. Mishra, P.K. Netrakanti, L.M. Pant, P. Shukla

Bhabha Atomic Research Centre, Mumbai, India

T. Aziz, M.A. Bhat, S. Dugad, G.B. Mohanty, N. Sur, Ravindra Kumar Verma

Tata Institute of Fundamental Research-A, Mumbai, India

S. Banerjee, S. Bhattacharya, S. Chatterjee, P. Das, M. Guchait, S. Karmakar, S. Kumar, G. Majumder, K. Mazumdar, N. Sahoo, S. Sawant

Tata Institute of Fundamental Research-B, Mumbai, India

S. Dube, B. Kansal, A. Kapoor, K. Kotheekar, S. Pandey, A. Rane, A. Rastogi, S. Sharma

Indian Institute of Science Education and Research (IISER), Pune, India

S. Chenarani, S.M. Etesami, M. Khakzad, M. Mohammadi Najafabadi, M. Naseri, F. Rezaei Hosseinabadi

Institute for Research in Fundamental Sciences (IPM), Tehran, Iran

M. Felcini, M. Grunewald

University College Dublin, Dublin, Ireland

M. Abbrescia^{a,b}, R. Aly^{a,b,29}, C. Calabria^{a,b}, A. Colaleo^a, D. Creanza^{a,c}, L. Cristella^{a,b}, N. De Filippis^{a,c}, M. De Palma^{a,b}, A. Di Florio^{a,b}, W. Elmetenawee^{a,b}, L. Fiore^a, A. Gelmi^{a,b}, G. Iaselli^{a,c}, M. Ince^{a,b}, S. Lezki^{a,b}, G. Maggi^{a,c}, M. Maggi^a, J.A. Merlin^a, G. Miniello^{a,b}, S. My^{a,b}, S. Nuzzo^{a,b}, A. Pompili^{a,b}, G. Pugliese^{a,c}, R. Radogna^a, A. Ranieri^a, G. Selvaggi^{a,b}, L. Silvestris^a, F.M. Simone^{a,b}, R. Venditti^a, P. Verwilligen^a

^a INFN Sezione di Bari, Bari, Italy

^b Università di Bari, Bari, Italy

^c Politecnico di Bari, Bari, Italy

G. Abbiendi^a, C. Battilana^{a,b}, D. Bonacorsi^{a,b}, L. Borgonovi^{a,b}, S. Braibant-Giacomelli^{a,b}, R. Campanini^{a,b}, P. Capiluppi^{a,b}, A. Castro^{a,b}, F.R. Cavallo^a, C. Ciocca^a, G. Codispoti^{a,b}, M. Cuffiani^{a,b}, G.M. Dallavalle^a, F. Fabbri^a, A. Fanfani^{a,b}, E. Fontanesi^{a,b}, P. Giacomelli^a, L. Giommi^{a,b}, C. Grandi^a, L. Guiducci^{a,b}, F. Iemmi^{a,b}, S. Lo Meo^{a,30}, S. Marcellini^a, G. Masetti^a, F.L. Navarria^{a,b}, A. Perrotta^a, F. Primavera^{a,b}, T. Rovelli^{a,b}, G.P. Siroli^{a,b}, N. Tosi^a

^a INFN Sezione di Bologna, Bologna, Italy

^b Università di Bologna, Bologna, Italy

S. Albergo^{a,b,31}, S. Costa^{a,b}, A. Di Mattia^a, R. Potenza^{a,b}, A. Tricomi^{a,b,31}, C. Tuve^{a,b}

^a INFN Sezione di Catania, Catania, Italy

^b Università di Catania, Catania, Italy

G. Barbagli^a, A. Cassese^a, R. Ceccarelli^{a,b}, V. Ciulli^{a,b}, C. Civinini^a, R. D'Alessandro^{a,b}, F. Fiori^a, E. Focardi^{a,b}, G. Latino^{a,b}, P. Lenzi^{a,b}, M. Lizzo^{a,b}, M. Meschini^a, S. Paoletti^a, R. Seidita^{a,b}, G. Sguazzoni^a, L. Viliani^a

^a INFN Sezione di Firenze, Firenze, Italy

^b Università di Firenze, Firenze, Italy

L. Benussi, S. Bianco, D. Piccolo

INFN Laboratori Nazionali di Frascati, Frascati, Italy

M. Bozzo^{a,b}, F. Ferro^a, R. Mulargia^{a,b}, E. Robutti^a, S. Tosi^{a,b}

^a INFN Sezione di Genova, Genova, Italy

^b Università di Genova, Genova, Italy

A. Benaglia ^a, A. Beschi ^{a,b}, F. Brivio ^{a,b}, V. Ciriolo ^{a,b,17}, M.E. Dinardo ^{a,b}, P. Dini ^a, S. Gennai ^a,
A. Ghezzi ^{a,b}, P. Govoni ^{a,b}, L. Guzzi ^{a,b}, M. Malberti ^a, S. Malvezzi ^a, D. Menasce ^a, F. Monti ^{a,b}, L. Moroni ^a,
M. Paganoni ^{a,b}, D. Pedrini ^a, S. Ragazzi ^{a,b}, T. Tabarelli de Fatis ^{a,b}, D. Valsecchi ^{a,b,17}, D. Zuolo ^{a,b}

^a INFN Sezione di Milano-Bicocca, Milano, Italy

^b Università di Milano-Bicocca, Milano, Italy

S. Buontempo ^a, N. Cavallo ^{a,c}, A. De Iorio ^{a,b}, A. Di Crescenzo ^{a,b}, F. Fabozzi ^{a,c}, F. Fienga ^a, G. Galati ^a,
A.O.M. Iorio ^{a,b}, L. Layer ^{a,b}, L. Lista ^{a,b}, S. Meola ^{a,d,17}, P. Paolucci ^{a,17}, B. Rossi ^a, C. Sciacca ^{a,b},
E. Voevodina ^{a,b}

^a INFN Sezione di Napoli, Napoli, Italy

^b Università di Napoli "Federico II", Napoli, Italy

^c Università della Basilicata, Potenza, Italy

^d Università G. Marconi, Roma, Italy

P. Azzi ^a, N. Bacchetta ^a, D. Bisello ^{a,b}, A. Boletti ^{a,b}, A. Bragagnolo ^{a,b}, R. Carlin ^{a,b}, P. Checchia ^a,
P. De Castro Manzano ^a, T. Dorigo ^a, U. Dosselli ^a, F. Gasparini ^{a,b}, U. Gasparini ^{a,b}, A. Gozzelino ^a,
S.Y. Hoh ^{a,b}, M. Margoni ^{a,b}, A.T. Meneguzzo ^{a,b}, J. Pazzini ^{a,b}, M. Presilla ^b, P. Ronchese ^{a,b}, R. Rossin ^{a,b},
F. Simonetto ^{a,b}, A. Tiko ^a, M. Tosi ^{a,b}, M. Zanetti ^{a,b}, P. Zotto ^{a,b}, A. Zucchetta ^{a,b}, G. Zumerle ^{a,b}

^a INFN Sezione di Padova, Padova, Italy

^b Università di Padova, Padova, Italy

^c Università di Trento, Trento, Italy

A. Braghieri ^a, D. Fiorina ^{a,b}, P. Montagna ^{a,b}, S.P. Ratti ^{a,b}, V. Re ^a, M. Ressegotti ^{a,b}, C. Riccardi ^{a,b},
P. Salvini ^a, I. Vai ^a, P. Vitulo ^{a,b}

^a INFN Sezione di Pavia, Pavia, Italy

^b Università di Pavia, Pavia, Italy

M. Biasini ^{a,b}, G.M. Bilei ^a, D. Ciangottini ^{a,b}, L. Fanò ^{a,b}, P. Lariccia ^{a,b}, R. Leonardi ^{a,b}, E. Manoni ^a,
G. Mantovani ^{a,b}, V. Mariani ^{a,b}, M. Menichelli ^a, A. Rossi ^{a,b}, A. Santocchia ^{a,b}, D. Spiga ^a

^a INFN Sezione di Perugia, Perugia, Italy

^b Università di Perugia, Perugia, Italy

K. Androsov ^a, P. Azzurri ^a, G. Bagliesi ^a, V. Bertacchi ^{a,c}, L. Bianchini ^a, T. Boccali ^a, R. Castaldi ^a,
M.A. Ciocci ^{a,b}, R. Dell'Orso ^a, S. Donato ^a, L. Giannini ^{a,c}, A. Giassi ^a, M.T. Grippo ^a, F. Ligabue ^{a,c},
E. Manca ^{a,c}, G. Mandorli ^{a,c}, A. Messineo ^{a,b}, F. Palla ^a, A. Rizzi ^{a,b}, G. Rolandi ^{a,c}, S. Roy Chowdhury ^{a,c},
A. Scribano ^a, P. Spagnolo ^a, R. Tenchini ^a, G. Tonelli ^{a,b}, N. Turini ^a, A. Venturi ^a, P.G. Verdini ^a

^a INFN Sezione di Pisa, Pisa, Italy

^b Università di Pisa, Pisa, Italy

^c Scuola Normale Superiore di Pisa, Pisa, Italy

F. Cavallari ^a, M. Cipriani ^{a,b}, D. Del Re ^{a,b}, E. Di Marco ^a, M. Diemoz ^a, E. Longo ^{a,b}, P. Meridiani ^a,
G. Organtini ^{a,b}, F. Pandolfi ^a, R. Paramatti ^{a,b}, C. Quaranta ^{a,b}, S. Rahatlou ^{a,b}, C. Rovelli ^a,
F. Santanastasio ^{a,b}, L. Soffi ^{a,b}, R. Tramontano ^{a,b}

^a INFN Sezione di Roma, Rome, Italy

^b Sapienza Università di Roma, Rome, Italy

N. Amapane ^{a,b}, R. Arcidiacono ^{a,c}, S. Argiro ^{a,b}, M. Arneodo ^{a,c}, N. Bartosik ^a, R. Bellan ^{a,b}, A. Bellora ^{a,b},
C. Biino ^a, A. Cappati ^{a,b}, N. Cartiglia ^a, S. Cometti ^a, M. Costa ^{a,b}, R. Covarelli ^{a,b}, N. Demaria ^a,
J.R. González Fernández ^a, B. Kiani ^{a,b}, F. Legger ^a, C. Mariotti ^a, S. Maselli ^a, E. Migliore ^{a,b}, V. Monaco ^{a,b},
E. Monteil ^{a,b}, M. Monteno ^a, M.M. Obertino ^{a,b}, G. Ortona ^a, L. Pacher ^{a,b}, N. Pastrone ^a, M. Pelliccioni ^a,
G.L. Pinna Angioni ^{a,b}, A. Romero ^{a,b}, M. Ruspa ^{a,c}, R. Salvatico ^{a,b}, V. Sola ^a, A. Solano ^{a,b}, D. Soldi ^{a,b},
A. Staiano ^a, D. Trocino ^{a,b}

^a INFN Sezione di Torino, Torino, Italy

^b Università di Torino, Torino, Italy

^c Università del Piemonte Orientale, Novara, Italy

S. Belforte^a, V. Candelise^{a,b}, M. Casarsa^a, F. Cossutti^a, A. Da Rold^{a,b}, G. Della Ricca^{a,b}, F. Vazzoler^{a,b},
A. Zanetti^a

^a INFN Sezione di Trieste, Trieste, Italy

^b Università di Trieste, Trieste, Italy

B. Kim, D.H. Kim, G.N. Kim, J. Lee, S.W. Lee, C.S. Moon, Y.D. Oh, S.I. Pak, S. Sekmen, D.C. Son, Y.C. Yang

Kyungpook National University, Daegu, Republic of Korea

H. Kim, D.H. Moon

Chonnam National University, Institute for Universe and Elementary Particles, Kwangju, Republic of Korea

B. Francois, T.J. Kim, J. Park

Hanyang University, Seoul, Republic of Korea

S. Cho, S. Choi, Y. Go, S. Ha, B. Hong, K. Lee, K.S. Lee, J. Lim, J. Park, S.K. Park, Y. Roh, J. Yoo

Korea University, Seoul, Republic of Korea

J. Goh

Kyung Hee University, Department of Physics, Seoul, Republic of Korea

H.S. Kim

Sejong University, Seoul, Republic of Korea

J. Almond, J.H. Bhyun, J. Choi, S. Jeon, J. Kim, J.S. Kim, H. Lee, K. Lee, S. Lee, K. Nam, M. Oh, S.B. Oh,
B.C. Radburn-Smith, U.K. Yang, H.D. Yoo, I. Yoon

Seoul National University, Seoul, Republic of Korea

D. Jeon, J.H. Kim, J.S.H. Lee, I.C. Park, I.J. Watson

University of Seoul, Seoul, Republic of Korea

Y. Choi, C. Hwang, Y. Jeong, J. Lee, Y. Lee, I. Yu

Sungkyunkwan University, Suwon, Republic of Korea

V. Veckalns³²

Riga Technical University, Riga, Latvia

V. Dudenas, A. Juodagalvis, A. Rinkevicius, G. Tamulaitis, J. Vaitkus

Vilnius University, Vilnius, Lithuania

F. Mohamad Idris³³, W.A.T. Wan Abdullah, M.N. Yusli, Z. Zolkapli

National Centre for Particle Physics, Universiti Malaya, Kuala Lumpur, Malaysia

J.F. Benitez, A. Castaneda Hernandez, J.A. Murillo Quijada, L. Valencia Palomo

Universidad de Sonora (UNISON), Hermosillo, Mexico

H. Castilla-Valdez, E. De La Cruz-Burelo, I. Heredia-De La Cruz³⁴, R. Lopez-Fernandez,
A. Sanchez-Hernandez

Centro de Investigacion y de Estudios Avanzados del IPN, Mexico City, Mexico

S. Carrillo Moreno, C. Oropeza Barrera, M. Ramirez-Garcia, F. Vazquez Valencia

Universidad Iberoamericana, Mexico City, Mexico

J. Eysermans, I. Pedraza, H.A. Salazar Ibarguen, C. Uribe Estrada

Benemerita Universidad Autonoma de Puebla, Puebla, Mexico

A. Morelos Pineda

Universidad Autónoma de San Luis Potosí, San Luis Potosí, Mexico

J. Mijuskovic³, N. Raicevic

University of Montenegro, Podgorica, Montenegro

D. Krofcheck

University of Auckland, Auckland, New Zealand

S. Bheesette, P.H. Butler, P. Lujan

University of Canterbury, Christchurch, New Zealand

A. Ahmad, M. Ahmad, M.I.M. Awan, Q. Hassan, H.R. Hoorani, W.A. Khan, M.A. Shah, M. Shoaib, M. Waqas

National Centre for Physics, Quaid-I-Azam University, Islamabad, Pakistan

V. Avati, L. Grzanka, M. Malawski

AGH University of Science and Technology Faculty of Computer Science, Electronics and Telecommunications, Krakow, Poland

H. Bialkowska, M. Bluj, B. Boimska, M. Górski, M. Kazana, M. Szleper, P. Zalewski

National Centre for Nuclear Research, Swierk, Poland

K. Bunkowski, A. Byszuk³⁵, K. Doroba, A. Kalinowski, M. Konecki, J. Krolikowski, M. Olszewski, M. Walczak

Institute of Experimental Physics, Faculty of Physics, University of Warsaw, Warsaw, Poland

M. Araujo, P. Bargassa, D. Bastos, A. Di Francesco, P. Faccioli, B. Galinhas, M. Gallinaro, J. Hollar, N. Leonardo, T. Niknejad, J. Seixas, K. Shchelina, G. Strong, O. Toldaiev, J. Varela

Laboratório de Instrumentação e Física Experimental de Partículas, Lisboa, Portugal

S. Afanasiev, P. Bunin, I. Golutvin, I. Gorbunov, A. Kamenev, V. Karjavine, V. Korenkov, A. Lanev, A. Malakhov, V. Matveev^{36,37}, P. Moisenz, V. Palichik, V. Perelygin, S. Shmatov, S. Shulha, N. Skatchkov, V. Smirnov, B.S. Yuldashev³⁸, A. Zarubin, V. Zhiltsov

Joint Institute for Nuclear Research, Dubna, Russia

L. Chtchipoounov, V. Golovtsov, Y. Ivanov, V. Kim³⁹, E. Kuznetsova⁴⁰, P. Levchenko, V. Murzin, V. Oreshkin, I. Smirnov, D. Sosnov, V. Sulimov, L. Uvarov, A. Vorobyev

Petersburg Nuclear Physics Institute, Gatchina (St. Petersburg), Russia

Yu. Andreev, A. Dermenev, S. Gninenko, N. Golubev, A. Karneyeu, M. Kirsanov, N. Krasnikov, A. Pashenkov, D. Tlisov, A. Toropin

Institute for Nuclear Research, Moscow, Russia

V. Epshteyn, V. Gavrillov, N. Lychkovskaya, A. Nikitenko⁴¹, V. Popov, I. Pozdnyakov, G. Safronov, A. Spiridonov, A. Stepenov, M. Toms, E. Vlasov, A. Zhokin

Institute for Theoretical and Experimental Physics named by A.I. Alikhanov of NRC 'Kurchatov Institute', Moscow, Russia

T. Aushev

Moscow Institute of Physics and Technology, Moscow, Russia

M. Chadeeva⁴², P. Parygin, D. Philippov, E. Popova, V. Rusinov

National Research Nuclear University 'Moscow Engineering Physics Institute' (MEPhI), Moscow, Russia

V. Andreev, M. Azarkin, I. Dremin, M. Kirakosyan, A. Terkulov

P.N. Lebedev Physical Institute, Moscow, Russia

A. Belyaev, E. Boos, A. Demiyarov, A. Ershov, A. Gribushin, O. Kodolova, V. Korotkikh, I. Lokhtin, S. Obraztsov, S. Petrushanko, V. Savrin, A. Snigirev, I. Vardanyan

Skobeltsyn Institute of Nuclear Physics, Lomonosov Moscow State University, Moscow, Russia

A. Barnyakov⁴³, V. Blinov⁴³, T. Dimova⁴³, L. Kardapoltsev⁴³, Y. Skovpen⁴³

Novosibirsk State University (NSU), Novosibirsk, Russia

I. Azhgirey, I. Bayshev, S. Bitioukov, V. Kachanov, D. Konstantinov, P. Mandrik, V. Petrov, R. Ryutin, S. Slabospitskii, A. Sobol, S. Troshin, N. Tyurin, A. Uzunian, A. Volkov

Institute for High Energy Physics of National Research Centre 'Kurchatov Institute', Protvino, Russia

A. Babaev, A. Iuzhakov, V. Okhotnikov

National Research Tomsk Polytechnic University, Tomsk, Russia

V. Borchsh, V. Ivanchenko, E. Tcherniaev

Tomsk State University, Tomsk, Russia

P. Adzic⁴⁴, P. Cirkovic, M. Dordevic, P. Milenovic, J. Milosevic, M. Stojanovic

University of Belgrade: Faculty of Physics and VINCA Institute of Nuclear Sciences, Belgrade, Serbia

M. Aguilar-Benitez, J. Alcaraz Maestre, A. Álvarez Fernández, I. Bachiller, M. Barrio Luna, Cristina F. Bedoya, J.A. Brochero Cifuentes, C.A. Carrillo Montoya, M. Cepeda, M. Cerrada, N. Colino, B. De La Cruz, A. Delgado Peris, J.P. Fernández Ramos, J. Flix, M.C. Fouz, O. Gonzalez Lopez, S. Goy Lopez, J.M. Hernandez, M.I. Josa, D. Moran, Á. Navarro Tobar, A. Pérez-Calero Yzquierdo, J. Puerta Pelayo, I. Redondo, L. Romero, S. Sánchez Navas, M.S. Soares, A. Triossi, C. Willmott

Centro de Investigaciones Energéticas Medioambientales y Tecnológicas (CIEMAT), Madrid, Spain

C. Albajar, J.F. de Trocóniz, R. Reyes-Almanza

Universidad Autónoma de Madrid, Madrid, Spain

B. Alvarez Gonzalez, J. Cuevas, C. Erice, J. Fernandez Menendez, S. Folgueras, I. Gonzalez Caballero, E. Palencia Cortezon, C. Ramón Álvarez, V. Rodríguez Bouza, S. Sanchez Cruz

Universidad de Oviedo, Instituto Universitario de Ciencias y Tecnologías Espaciales de Asturias (ICTEA), Oviedo, Spain

I.J. Cabrillo, A. Calderon, B. Chazin Quero, J. Duarte Campderros, M. Fernandez, P.J. Fernández Manteca, A. García Alonso, G. Gomez, C. Martinez Rivero, P. Martinez Ruiz del Arbol, F. Matorras, J. Piedra Gomez, C. Prieels, F. Ricci-Tam, T. Rodrigo, A. Ruiz-Jimeno, L. Russo⁴⁵, L. Scodellaro, I. Vila, J.M. Vizan Garcia

Instituto de Física de Cantabria (IFCA), CSIC-Universidad de Cantabria, Santander, Spain

D.U.J. Sonnadara

University of Colombo, Colombo, Sri Lanka

W.G.D. Dharmaratna, N. Wickramage

University of Ruhuna, Department of Physics, Matara, Sri Lanka

T.K. Aarrestad, D. Abbaneo, B. Akgun, E. Auffray, G. Auzinger, J. Baechler, P. Baillon, A.H. Ball, D. Barney, J. Bendavid, M. Bianco, A. Bocci, P. Bortignon, E. Bossini, E. Brondolin, T. Camporesi, A. Caratelli, G. Cerminara, E. Chapon, G. Cucciati, D. d'Enterria, A. Dabrowski, N. Daci, V. Daponte, A. David, O. Davignon, A. De Roeck, M. Deile, R. Di Maria, M. Dobson, M. Dünser, N. Dupont, A. Elliott-Peisert, N. Emriskova, F. Fallavollita⁴⁶, D. Fasanella, S. Fiorendi, G. Franzoni, J. Fulcher, W. Funk, S. Giani, D. Gigi, K. Gill, F. Glege, L. Gouskos, M. Gruchala, M. Guilbaud, D. Gulhan, J. Hegeman, C. Heidegger, Y. Iiyama, V. Innocente, T. James, P. Janot, O. Karacheban²⁰, J. Kaspar, J. Kieseler, M. Krammer¹, N. Kratochwil, C. Lange, P. Lecoq, K. Long, C. Lourenço, L. Malgeri, M. Mannelli, A. Massironi, F. Meijers, S. Mersi, E. Meschi, F. Moortgat, M. Mulders, J. Ngadiuba, J. Niedziela, S. Nourbakhsh, S. Orfanelli, L. Orsini, F. Pantaleo¹⁷, L. Pape, E. Perez, M. Peruzzi, A. Petrilli, G. Petrucciani, A. Pfeiffer, M. Pierini, F.M. Pitters, D. Rabady, A. Racz, M. Rieger, M. Rovere, H. Sakulin, J. Salfeld-Nebgen, S. Scarfi, C. Schäfer, C. Schwick, M. Selvaggi, A. Sharma, P. Silva, W. Snoeys, P. Sphicas⁴⁷, J. Steggemann, S. Summers, V.R. Tavolaro, D. Treille, A. Tsirou, G.P. Van Onsem, A. Vartak, M. Verzetti, K.A. Wozniak, W.D. Zeuner

CERN, European Organization for Nuclear Research, Geneva, Switzerland

L. Caminada⁴⁸, K. Deiters, W. Erdmann, R. Horisberger, Q. Ingram, H.C. Kaestli, D. Kotlinski, U. Langenegger, T. Rohe

Paul Scherrer Institut, Villigen, Switzerland

M. Backhaus, P. Berger, A. Calandri, N. Chernyavskaya, G. Dissertori, M. Dittmar, M. Donegà, C. Dorfer, T.A. Gómez Espinosa, C. Grab, D. Hits, W. Lusterhann, R.A. Manzoni, M.T. Meinhard, F. Micheli, P. Musella, F. Nessi-Tedaldi, F. Pauss, V. Perovic, G. Perrin, L. Perrozzi, S. Pigazzini, M.G. Ratti, M. Reichmann, C. Reissel, T. Reitenspiess, B. Ristic, D. Ruini, D.A. Sanz Becerra, M. Schönenberger, L. Shchutska, M.L. Vesterbacka Olsson, R. Wallny, D.H. Zhu

ETH Zurich – Institute for Particle Physics and Astrophysics (IPA), Zurich, Switzerland

C. AMSler⁴⁹, C. Botta, D. Brzhechko, M.F. Canelli, A. De Cosa, R. Del Burgo, B. Kilminster, S. Leontsinis, V.M. Mikuni, I. Neutelings, G. Rauco, P. Robmann, K. Schweiger, Y. Takahashi, S. Wertz

Universität Zürich, Zurich, Switzerland

C.M. Kuo, W. Lin, A. Roy, T. Sarkar²⁸, S.S. Yu

National Central University, Chung-Li, Taiwan

P. Chang, Y. Chao, K.F. Chen, P.H. Chen, W.-S. Hou, Y.y. Li, R.-S. Lu, E. Paganis, A. Psallidas, A. Steen

National Taiwan University (NTU), Taipei, Taiwan

B. Asavapibhop, C. Asawatangkuldee, N. Srimanobhas, N. Suwonjandee

Chulalongkorn University, Faculty of Science, Department of Physics, Bangkok, Thailand

A. Bat, F. Boran, A. Celik⁵⁰, S. Damarseckin⁵¹, Z.S. Demiroglu, F. Dolek, C. Dozen⁵², I. Dumanoglu⁵³, G. Gokbulut, Emine Gurpinar Guler⁵⁴, Y. Guler, I. Hos⁵⁵, C. Isik, E.E. Kangal⁵⁶, O. Kara, A. Kayis Topaksu, U. Kiminsu, G. Onengut, K. Ozdemir⁵⁷, A.E. Simsek, U.G. Tok, S. Turkcapar, I.S. Zorbakir, C. Zorbilmez

Çukurova University, Physics Department, Science and Art Faculty, Adana, Turkey

B. Isildak⁵⁸, G. Karapinar⁵⁹, M. Yalvac⁶⁰

Middle East Technical University, Physics Department, Ankara, Turkey

I.O. Atakisi, E. Gülmez, M. Kaya⁶¹, O. Kaya⁶², Ö. Özçelik, S. Tekten⁶³, E.A. Yetkin⁶⁴

Bogazici University, Istanbul, Turkey

A. Cakir, K. Cankocak⁵³, Y. Komurcu, S. Sen⁶⁵

Istanbul Technical University, Istanbul, Turkey

S. Cerci⁶⁶, B. Kaynak, S. Ozkorucuklu, D. Sunar Cerci⁶⁶

Istanbul University, Istanbul, Turkey

B. Grynyov

Institute for Scintillation Materials of National Academy of Science of Ukraine, Kharkov, Ukraine

L. Levchuk

National Scientific Center, Kharkov Institute of Physics and Technology, Kharkov, Ukraine

E. Bhal, S. Bologna, J.J. Brooke, D. Burns⁶⁷, E. Clement, D. Cussans, H. Flacher, J. Goldstein, G.P. Heath, H.F. Heath, L. Kreczko, B. Krikler, S. Paramesvaran, T. Sakuma, S. Seif El Nasr-Storey, V.J. Smith, J. Taylor, A. Titterton

University of Bristol, Bristol, United Kingdom

K.W. Bell, A. Belyaev⁶⁸, C. Brew, R.M. Brown, D.J.A. Cockerill, J.A. Coughlan, K. Harder, S. Harper, J. Linacre, K. Manolopoulos, D.M. Newbold, E. Olaiya, D. Petyt, T. Reis, T. Schuh, C.H. Shepherd-Themistocleous, A. Thea, I.R. Tomalin, T. Williams

Rutherford Appleton Laboratory, Didcot, United Kingdom

R. Bainbridge, P. Bloch, S. Bonomally, J. Borg, S. Breeze, O. Buchmuller, A. Bundock, Gurpreet Singh Chahal⁶⁹, D. Colling, P. Dauncey, G. Davies, M. Della Negra, P. Everaerts, G. Hall, G. Iles, M. Komm, J. Langford, L. Lyons, A.-M. Magnan, S. Malik, A. Martelli, V. Milosevic, A. Morton, J. Nash⁷⁰, V. Palladino, M. Pesaresi, D.M. Raymond, A. Richards, A. Rose, E. Scott, C. Seez, A. Shtipliyski, M. Stoye, T. Strebler, A. Tapper, K. Uchida, T. Virdee¹⁷, N. Wardle, S.N. Webb, D. Winterbottom, A.G. Zecchinelli, S.C. Zenz

Imperial College, London, United Kingdom

J.E. Cole, P.R. Hobson, A. Khan, P. Kyberd, C.K. Mackay, I.D. Reid, L. Teodorescu, S. Zahid

Brunel University, Uxbridge, United Kingdom

A. Brinkerhoff, K. Call, B. Caraway, J. Dittmann, K. Hatakeyama, C. Madrid, B. McMaster, N. Pastika, C. Smith

Baylor University, Waco, USA

R. Bartek, A. Dominguez, R. Uniyal, A.M. Vargas Hernandez

Catholic University of America, Washington, DC, USA

A. Buccilli, S.I. Cooper, S.V. Gleyzer, C. Henderson, P. Rumerio, C. West

The University of Alabama, Tuscaloosa, USA

A. Albert, D. Arcaro, Z. Demiragli, D. Gastler, C. Richardson, J. Rohlf, D. Sperka, D. Spitzbart, I. Suarez, L. Sulak, D. Zou

Boston University, Boston, USA

G. Benelli, B. Burkle, X. Coubez¹⁸, D. Cutts, Y.t. Duh, M. Hadley, U. Heintz, J.M. Hogan⁷¹, K.H.M. Kwok, E. Laird, G. Landsberg, K.T. Lau, J. Lee, M. Narain, S. Sagir⁷², R. Syarif, E. Usai, W.Y. Wong, D. Yu, W. Zhang

Brown University, Providence, USA

R. Band, C. Brainerd, R. Breedon, M. Calderon De La Barca Sanchez, M. Chertok, J. Conway, R. Conway, P.T. Cox, R. Erbacher, C. Flores, G. Funk, F. Jensen, W. Ko[†], O. Kukral, R. Lander, M. Mulhearn, D. Pellett, J. Pilot, M. Shi, D. Taylor, K. Tos, M. Tripathi, Z. Wang, F. Zhang

University of California, Davis, Davis, USA

M. Bachtis, C. Bravo, R. Cousins, A. Dasgupta, A. Florent, J. Hauser, M. Ignatenko, N. Mccoll, W.A. Nash, S. Regnard, D. Saltzberg, C. Schnaible, B. Stone, V. Valuev

University of California, Los Angeles, USA

K. Burt, Y. Chen, R. Clare, J.W. Gary, S.M.A. Ghiasi Shirazi, G. Hanson, G. Karapostoli, O.R. Long, N. Manganelli, M. Olmedo Negrete, M.I. Paneva, W. Si, S. Wimpenny, B.R. Yates, Y. Zhang

University of California, Riverside, Riverside, USA

J.G. Branson, P. Chang, S. Cittolin, S. Cooperstein, N. Deelen, M. Derdzinski, J. Duarte, R. Gerosa, D. Gilbert, B. Hashemi, D. Klein, V. Krutelyov, J. Letts, M. Masciovecchio, S. May, S. Padhi, M. Pieri, V. Sharma, M. Tadel, F. Würthwein, A. Yagil, G. Zevi Della Porta

University of California, San Diego, La Jolla, USA

N. Amin, R. Bhandari, C. Campagnari, M. Citron, V. Dutta, J. Incandela, B. Marsh, H. Mei, A. Ovcharova, H. Qu, J. Richman, U. Sarica, D. Stuart, S. Wang

University of California, Santa Barbara – Department of Physics, Santa Barbara, USA

D. Anderson, A. Bornheim, O. Cerri, I. Dutta, J.M. Lawhorn, N. Lu, J. Mao, H.B. Newman, T.Q. Nguyen, J. Pata, M. Spiropulu, J.R. Vlimant, S. Xie, Z. Zhang, R.Y. Zhu

California Institute of Technology, Pasadena, USA

J. Alison, M.B. Andrews, T. Ferguson, T. Mudholkar, M. Paulini, M. Sun, I. Vorobiev, M. Weinberg

Carnegie Mellon University, Pittsburgh, USA

J.P. Cumalat, W.T. Ford, E. MacDonald, T. Mulholland, R. Patel, A. Perloff, K. Stenson, K.A. Ulmer, S.R. Wagner

University of Colorado Boulder, Boulder, USA

J. Alexander, Y. Cheng, J. Chu, A. Datta, A. Frankenthal, K. Mcdermott, J.R. Patterson, D. Quach, A. Ryd, S.M. Tan, Z. Tao, J. Thom, P. Wittich, M. Zientek

Cornell University, Ithaca, USA

S. Abdullin, M. Albrow, M. Alyari, G. Apollinari, A. Apresyan, A. Apyan, S. Banerjee, L.A.T. Bauerdick, A. Beretvas, D. Berry, J. Berryhill, P.C. Bhat, K. Burkett, J.N. Butler, A. Canepa, G.B. Cerati, H.W.K. Cheung, F. Chlebana, M. Cremonesi, V.D. Elvira, J. Freeman, Z. Gecse, E. Gottschalk, L. Gray, D. Green, S. Grünendahl, O. Gutsche, J. Hanlon, R.M. Harris, S. Hasegawa, R. Heller, J. Hirschauer, B. Jayatilaka, S. Jindariani, M. Johnson, U. Joshi, T. Klijnsma, B. Klima, M.J. Kortelainen, B. Kreis, S. Lammel, J. Lewis, D. Lincoln, R. Lipton, M. Liu, T. Liu, J. Lykken, K. Maeshima, J.M. Marraffino, D. Mason, P. McBride, P. Merkel, S. Mrenna, S. Nahn, V. O'Dell, V. Papadimitriou, K. Pedro, C. Pena⁷³, F. Ravera, A. Reinsvold Hall, L. Ristori, B. Schneider, E. Sexton-Kennedy, N. Smith, A. Soha, W.J. Spalding, L. Spiegel, S. Stoynev, J. Strait, L. Taylor, S. Tkaczyk, N.V. Tran, L. Uplegger, E.W. Vaandering, R. Vidal, M. Wang, H.A. Weber, A. Woodard

Fermi National Accelerator Laboratory, Batavia, USA

D. Acosta, P. Avery, D. Bourilkov, L. Cadamuro, V. Cherepanov, F. Errico, R.D. Field, D. Guerrero, B.M. Joshi, M. Kim, J. Konigsberg, A. Korytov, K.H. Lo, K. Matchev, N. Menendez, G. Mitselmakher, D. Rosenzweig, K. Shi, J. Wang, S. Wang, X. Zuo

University of Florida, Gainesville, USA

Y.R. Joshi

Florida International University, Miami, USA

T. Adams, A. Askew, R. Habibullah, S. Hagopian, V. Hagopian, K.F. Johnson, R. Khurana, T. Kolberg, G. Martinez, T. Perry, H. Prosper, C. Schiber, R. Yohay, J. Zhang

Florida State University, Tallahassee, USA

M.M. Baarmand, M. Hohlmann, D. Noonan, M. Rahmani, M. Saunders, F. Yumiceva

Florida Institute of Technology, Melbourne, USA

M.R. Adams, L. Apanasevich, R.R. Betts, R. Cavanaugh, X. Chen, S. Dittmer, O. Evdokimov, C.E. Gerber, D.A. Hangal, D.J. Hofman, V. Kumar, C. Mills, G. Oh, T. Roy, M.B. Tonjes, N. Varelas, J. Viinikainen, H. Wang, X. Wang, Z. Wu

University of Illinois at Chicago (UIC), Chicago, USA

M. Alhusseini, B. Bilki⁵⁴, K. Dilsiz⁷⁴, S. Durgut, R.P. Gandrajula, M. Haytmyradov, V. Khristenko, O.K. Köseyan, J.-P. Merlo, A. Mestvirishvili⁷⁵, A. Moeller, J. Nachtman, H. Ogul⁷⁶, Y. Onel, F. Ozok⁷⁷, A. Penzo, C. Snyder, E. Tiras, J. Wetzel, K. Yi⁷⁸

The University of Iowa, Iowa City, USA

B. Blumenfeld, A. Cocoros, N. Eminizer, A.V. Gritsan, W.T. Hung, S. Kyriacou, P. Maksimovic, C. Mantilla, J. Roskes, M. Swartz, T.Á. Vámi

Johns Hopkins University, Baltimore, USA

C. Baldenegro Barrera, P. Baringer, A. Bean, S. Boren, A. Bylinkin, T. Isidori, S. Khalil, J. King, G. Krintiras, A. Kropivnitskaya, C. Lindsey, W. Mcbrayer, N. Minafra, M. Murray, C. Rogan, C. Royon, S. Sanders, E. Schmitz, J.D. Tapia Takaki, Q. Wang, J. Williams, G. Wilson

The University of Kansas, Lawrence, USA

S. Duric, A. Ivanov, K. Kaadze, D. Kim, Y. Maravin, D.R. Mendis, T. Mitchell, A. Modak, A. Mohammadi

Kansas State University, Manhattan, USA

F. Rebassoo, D. Wright

Lawrence Livermore National Laboratory, Livermore, USA

A. Baden, O. Baron, A. Belloni, S.C. Eno, Y. Feng, N.J. Hadley, S. Jabeen, G.Y. Jeng, R.G. Kellogg, A.C. Mignerey, S. Nabili, M. Seidel, A. Skuja, S.C. Tonwar, L. Wang, K. Wong

University of Maryland, College Park, USA

D. Abercrombie, B. Allen, R. Bi, S. Brandt, W. Busza, I.A. Cali, M. D'Alfonso, G. Gomez Ceballos, M. Goncharov, P. Harris, D. Hsu, M. Hu, M. Klute, D. Kovalskyi, Y.-J. Lee, P.D. Luckey, B. Maier, A.C. Marini, C. McGinn, C. Mironov, S. Narayanan, X. Niu, C. Paus, D. Rankin, C. Roland, G. Roland, Z. Shi, G.S.F. Stephans, K. Sumorok, K. Tatar, D. Velicanu, J. Wang, T.W. Wang, B. Wyslouch

Massachusetts Institute of Technology, Cambridge, USA

R.M. Chatterjee, A. Evans, S. Guts[†], P. Hansen, J. Hiltbrand, Sh. Jain, Y. Kubota, Z. Lesko, J. Mans, M. Revering, R. Rusack, R. Saradhy, N. Schroeder, N. Strobbe, M.A. Wadud

University of Minnesota, Minneapolis, USA

J.G. Acosta, S. Oliveros

University of Mississippi, Oxford, USA

K. Bloom, S. Chauhan, D.R. Claes, C. Fangmeier, L. Finco, F. Golf, R. Kamalieddin, I. Kravchenko, J.E. Siado, G.R. Snow[†], B. Stieger, W. Tabb

University of Nebraska-Lincoln, Lincoln, USA

G. Agarwal, C. Harrington, I. Iashvili, A. Kharchilava, C. McLean, D. Nguyen, A. Parker, J. Pekkanen, S. Rappoccio, B. Roobahani

State University of New York at Buffalo, Buffalo, USA

G. Alverson, E. Barberis, C. Freer, Y. Haddad, A. Hortiangtham, G. Madigan, B. Marzocchi, D.M. Morse, V. Nguyen, T. Orimoto, L. Skinnari, A. Tishelman-Charny, T. Wamorkar, B. Wang, A. Wisecarver, D. Wood

Northeastern University, Boston, USA

S. Bhattacharya, J. Bueghly, G. Fedi, A. Gilbert, T. Gunter, K.A. Hahn, N. Odell, M.H. Schmitt, K. Sung, M. Velasco

Northwestern University, Evanston, USA

R. Bucci, N. Dev, R. Goldouzian, M. Hildreth, K. Hurtado Anampa, C. Jessop, D.J. Karmgard, K. Lannon, W. Li, N. Loukas, N. Marinelli, I. Mcalister, F. Meng, Y. Musienko³⁶, R. Ruchti, P. Siddireddy, G. Smith, S. Taroni, M. Wayne, A. Wightman, M. Wolf

University of Notre Dame, Notre Dame, USA

J. Alimena, B. Bylsma, B. Cardwell, L.S. Durkin, B. Francis, C. Hill, W. Ji, A. Lefeld, T.Y. Ling, B.L. Winer

The Ohio State University, Columbus, USA

G. Dezoort, P. Elmer, J. Hardenbrook, N. Haubrich, S. Higginbotham, A. Kalogeropoulos, S. Kwan, D. Lange, M.T. Lucchini, J. Luo, D. Marlow, K. Mei, I. Ojalvo, J. Olsen, C. Palmer, P. Piroué, D. Stickland, C. Tully

Princeton University, Princeton, USA

S. Malik, S. Norberg

University of Puerto Rico, Mayaguez, USA

A. Barker, V.E. Barnes, R. Chawla, S. Das, L. Gutay, M. Jones, A.W. Jung, B. Mahakud, D.H. Miller, G. Negro, N. Neumeister, C.C. Peng, S. Piperov, H. Qiu, J.F. Schulte, N. Trevisani, F. Wang, R. Xiao, W. Xie

Purdue University, West Lafayette, USA

T. Cheng, J. Dolen, N. Parashar

Purdue University Northwest, Hammond, USA

A. Baty, U. Behrens, S. Dildick, K.M. Ecklund, S. Freed, F.J.M. Geurts, M. Kilpatrick, Arun Kumar, W. Li, B.P. Padley, R. Redjimi, J. Roberts, J. Rorie, W. Shi, A.G. Stahl Leiton, Z. Tu, S. Yang, A. Zhang, L. Zhang, Y. Zhang

Rice University, Houston, USA

A. Bodek, P. de Barbaro, R. Demina, J.L. Dulemba, C. Fallon, T. Ferbel, M. Galanti, A. Garcia-Bellido, O. Hindrichs, A. Khukhunaishvili, E. Ranken, R. Taus

University of Rochester, Rochester, USA

B. Chiarito, J.P. Chou, A. Gandrakota, Y. Gershtein, E. Halkiadakis, A. Hart, M. Heindl, E. Hughes, S. Kaplan, I. Laflotte, A. Lath, R. Montalvo, K. Nash, M. Osherson, S. Salur, S. Schnetzer, S. Somalwar, R. Stone, S. Thomas

Rutgers, The State University of New Jersey, Piscataway, USA

H. Acharya, A.G. Delannoy, S. Spanier

University of Tennessee, Knoxville, USA

O. Bouhali⁷⁹, M. Dalchenko, A. Delgado, R. Eusebi, J. Gilmore, T. Huang, T. Kamon⁸⁰, H. Kim, S. Luo, S. Malhotra, D. Marley, R. Mueller, D. Overton, L. Perniè, D. Rathjens, A. Safonov

Texas A&M University, College Station, USA

N. Akchurin, J. Damgov, F. De Guio, V. Hegde, S. Kunori, K. Lamichhane, S.W. Lee, T. Mengke, S. Muthumuni, T. Peltola, S. Undleeb, I. Volobouev, Z. Wang, A. Whitbeck

Texas Tech University, Lubbock, USA

S. Greene, A. Gurrola, R. Janjam, W. Johns, C. Maguire, A. Melo, H. Ni, K. Padeken, F. Romeo, P. Sheldon, S. Tuo, J. Velkovska, M. Verweij

Vanderbilt University, Nashville, USA

M.W. Arenton, P. Barria, B. Cox, G. Cummings, J. Hakala, R. Hirosky, M. Joyce, A. Ledovskoy, C. Neu, B. Tannenwald, Y. Wang, E. Wolfe, F. Xia

University of Virginia, Charlottesville, USA

R. Harr, P.E. Karchin, N. Poudyal, J. Sturdy, P. Thapa

Wayne State University, Detroit, USA

K. Black, T. Bose, J. Buchanan, C. Caillol, D. Carlsmith, S. Dasu, I. De Bruyn, L. Dodd, C. Galloni, H. He, M. Herndon, A. Hervé, U. Hussain, A. Lanaro, A. Loeliger, R. Loveless, J. Madhusudanan Sreekala, A. Mallampalli, D. Pinna, T. Ruggles, A. Savin, V. Sharma, W.H. Smith, D. Teague, S. Trembath-reichert

University of Wisconsin – Madison, Madison, WI, USA

† Deceased.

¹ Also at Vienna University of Technology, Vienna, Austria.

² Also at Université Libre de Bruxelles, Bruxelles, Belgium.

³ Also at IRFU, CEA, Université Paris-Saclay, Gif-sur-Yvette, France.

⁴ Also at Universidade Estadual de Campinas, Campinas, Brazil.

⁵ Also at Federal University of Rio Grande do Sul, Porto Alegre, Brazil.

⁶ Also at UFMS, Nova Andradina, Brazil.

⁷ Also at Universidade Federal de Pelotas, Pelotas, Brazil.

⁸ Also at University of Chinese Academy of Sciences, Beijing, China.

⁹ Also at Institute for Theoretical and Experimental Physics named by A.I. Alikhanov of NRC 'Kurchatov Institute', Moscow, Russia.

¹⁰ Also at Joint Institute for Nuclear Research, Dubna, Russia.

¹¹ Also at Suez University, Suez, Egypt.

¹² Now at British University in Egypt, Cairo, Egypt.

¹³ Now at Ain Shams University, Cairo, Egypt.

¹⁴ Also at Purdue University, West Lafayette, USA.

¹⁵ Also at Université de Haute Alsace, Mulhouse, France.

¹⁶ Also at Erzincan Binali Yildirim University, Erzincan, Turkey.

¹⁷ Also at CERN, European Organization for Nuclear Research, Geneva, Switzerland.

¹⁸ Also at RWTH Aachen University, III. Physikalisches Institut A, Aachen, Germany.

¹⁹ Also at University of Hamburg, Hamburg, Germany.

²⁰ Also at Brandenburg University of Technology, Cottbus, Germany.

²¹ Also at Institute of Physics, University of Debrecen, Debrecen, Hungary.

²² Also at Institute of Nuclear Research ATOMKI, Debrecen, Hungary.

²³ Also at IIT Bhubaneswar, Bhubaneswar, India, Bhubaneswar, India.

²⁴ Also at Institute of Physics, Bhubaneswar, India.

²⁵ Also at G.H.G. Khalsa College, Punjab, India.

²⁶ Also at Shoolini University, Solan, India.

²⁷ Also at University of Hyderabad, Hyderabad, India.

²⁸ Also at University of Visva-Bharati, Santiniketan, India.

²⁹ Now at INFN Sezione di Bari ^a, Università di Bari ^b, Politecnico di Bari ^c, Bari, Italy.

³⁰ Also at Italian National Agency for New Technologies, Energy and Sustainable Economic Development, Bologna, Italy.

³¹ Also at Centro Siciliano di Fisica Nucleare e di Struttura Della Materia, Catania, Italy.

³² Also at Riga Technical University, Riga, Latvia, Riga, Latvia.

³³ Also at Malaysian Nuclear Agency, MOSTI, Kajang, Malaysia.

³⁴ Also at Consejo Nacional de Ciencia y Tecnología, Mexico City, Mexico.

³⁵ Also at Warsaw University of Technology, Institute of Electronic Systems, Warsaw, Poland.

³⁶ Also at Institute for Nuclear Research, Moscow, Russia.

³⁷ Now at National Research Nuclear University 'Moscow Engineering Physics Institute' (MEPhI), Moscow, Russia.

- ³⁸ Also at Institute of Nuclear Physics of the Uzbekistan Academy of Sciences, Tashkent, Uzbekistan.
- ³⁹ Also at St. Petersburg State Polytechnical University, St. Petersburg, Russia.
- ⁴⁰ Also at University of Florida, Gainesville, USA.
- ⁴¹ Also at Imperial College, London, United Kingdom.
- ⁴² Also at P.N. Lebedev Physical Institute, Moscow, Russia.
- ⁴³ Also at Budker Institute of Nuclear Physics, Novosibirsk, Russia.
- ⁴⁴ Also at Faculty of Physics, University of Belgrade, Belgrade, Serbia.
- ⁴⁵ Also at Università degli Studi di Siena, Siena, Italy.
- ⁴⁶ Also at INFN Sezione di Pavia ^a, Università di Pavia ^b, Pavia, Italy, Pavia, Italy.
- ⁴⁷ Also at National and Kapodistrian University of Athens, Athens, Greece.
- ⁴⁸ Also at Universität Zürich, Zurich, Switzerland.
- ⁴⁹ Also at Stefan Meyer Institute for Subatomic Physics, Vienna, Austria, Vienna, Austria.
- ⁵⁰ Also at Burdur Mehmet Akif Ersoy University, BURDUR, Turkey.
- ⁵¹ Also at Şirnak University, Sirnak, Turkey.
- ⁵² Also at Department of Physics, Tsinghua University, Beijing, China, Beijing, China.
- ⁵³ Also at Near East University, Research Center of Experimental Health Science, Nicosia, Turkey.
- ⁵⁴ Also at Beykent University, Istanbul, Turkey, Istanbul, Turkey.
- ⁵⁵ Also at Istanbul Aydin University, Application and Research Center for Advanced Studies (App. & Res. Cent. for Advanced Studies), Istanbul, Turkey.
- ⁵⁶ Also at Mersin University, Mersin, Turkey.
- ⁵⁷ Also at Piri Reis University, Istanbul, Turkey.
- ⁵⁸ Also at Ozyegin University, Istanbul, Turkey.
- ⁵⁹ Also at Izmir Institute of Technology, Izmir, Turkey.
- ⁶⁰ Also at Bozok Universitetesi Rektörlüğü, Yozgat, Turkey.
- ⁶¹ Also at Marmara University, Istanbul, Turkey.
- ⁶² Also at Milli Savunma University, Istanbul, Turkey.
- ⁶³ Also at Kafkas University, Kars, Turkey.
- ⁶⁴ Also at Istanbul Bilgi University, Istanbul, Turkey.
- ⁶⁵ Also at Hacettepe University, Ankara, Turkey.
- ⁶⁶ Also at Adiyaman University, Adiyaman, Turkey.
- ⁶⁷ Also at Vrije Universiteit Brussel, Brussel, Belgium.
- ⁶⁸ Also at School of Physics and Astronomy, University of Southampton, Southampton, United Kingdom.
- ⁶⁹ Also at IPPP Durham University, Durham, United Kingdom.
- ⁷⁰ Also at Monash University, Faculty of Science, Clayton, Australia.
- ⁷¹ Also at Bethel University, St. Paul, Minneapolis, USA, St. Paul, USA.
- ⁷² Also at Karamanoğlu Mehmetbey University, Karaman, Turkey.
- ⁷³ Also at California Institute of Technology, Pasadena, USA.
- ⁷⁴ Also at Bingol University, Bingol, Turkey.
- ⁷⁵ Also at Georgian Technical University, Tbilisi, Georgia.
- ⁷⁶ Also at Sinop University, Sinop, Turkey.
- ⁷⁷ Also at Mimar Sinan University, Istanbul, Istanbul, Turkey.
- ⁷⁸ Also at Nanjing Normal University Department of Physics, Nanjing, China.
- ⁷⁹ Also at Texas A&M University at Qatar, Doha, Qatar.
- ⁸⁰ Also at Kyungpook National University, Daegu, Korea, Daegu, Republic of Korea.